

Customer ID: _____

ORDER FORM

 ORDER ☐ QUOTE ☐

ICON 60

LIGHTWEIGHT, RIGID FRAME
WHEELCHAIR

Base model

- Max user weight - 120kg
- Series 7000 aluminium rigid active wheelchair
- Multiple adjustments, seat depth, front and rear seat heights and centre of gravity
- Angle adjustable front forks
- 24" Daylight rear wheel with back anodised hand rim, QR axle and pneumatic tyre
- 4" Alu core castor
- Lockdown folding, angle, height and tension adjustable backrest with 3D breathable fabric and seat cushion.
- Low profile scissor lock brakes
- Aluminium side guards
- Calf strap and under seat zipped pouch included



SUITABLE FOR USE WITH POWERED
ASSISTED WHEELCHAIR SYSTEMS



Help to save paper and use the interactive PDF.
Please order by e-mail to info@rehasense.com. Thank's a lot.

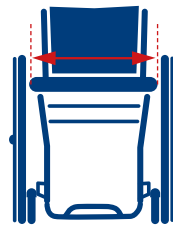
Name:	Date:
Customer ID:	Order number:
Contact person:	Delivery address
E-Mail:	Str. & house nr:
Tel./Fax:	City & postcode:

PLEASE MARK TO SELECT AN OPTION

Hereby I consent to the processing of my personal data for the purpose of the order fulfilment for a rehabilitation equipment in accordance with Article 4 Paragraph 11 of the Regulation (EU) 2016/679 of the European Parliament and of the Council of 27 April 2016 on the protection of natural persons with regard to the processing of personal data and on the free movement of such data, and repealing Directive 95/46/EC (General Data Protection Regulation)

I am aware of the fact that all dimensions can be provided within the dimensional tolerance of ± 1 cm. A dimensional deviation within this tolerance range shall not constitute a reason to claim the wheelchair and deem it non-compliant with this contract.

SEAT WIDTH

tick to order	Part number	Description	Standard or cost option	Price	
<input type="radio"/>	SW36	Seat width 36 cm	Standard		
<input type="radio"/>	SW38	Seat width 38 cm	Standard		
<input type="radio"/>	SW40	Seat width 40 cm	Standard		
<input type="radio"/>	SW42	Seat width 42 cm	Standard		
<input type="radio"/>	SW44	Seat width 44 cm	Standard		
<input type="radio"/>	SW46	Seat width 46 cm	Standard		
<input type="radio"/>	SW48	Seat width 48 cm	Standard		

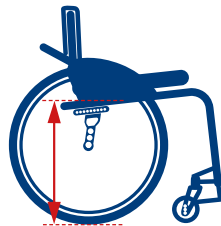
SEAT DEPTH

<input type="radio"/>	SD40	Seat depth 40 cm	Standard		<p>Seat range adjustable between 40 cm – 49 cm</p> 
<input type="radio"/>	SD41.5	Seat depth 41.5 cm	Standard		
<input type="radio"/>	SD43	Seat depth 43 cm	Standard		
<input type="radio"/>	SD44.5	Seat depth 44.5 cm	Standard		
<input type="radio"/>	SD46	Seat depth 46 cm	Standard		
<input type="radio"/>	SD47.5	Seat depth 47.5 cm	Standard		
<input type="radio"/>	SD49	Seat depth 49 cm	Standard		

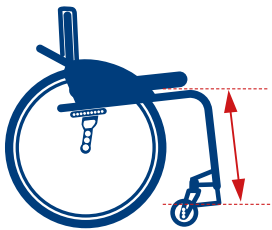
FRONT SEAT HEIGHT

<input type="radio"/>	FSH1	Seat height front 49.5 cm (4" castor wheel only)	Standard		
<input type="radio"/>	FSH2	Seat height front 50.5 cm (4" & 5" castor wheel)	Standard		
<input type="radio"/>	FSH3	Seat height front 51.5 cm (4" & 5" castor wheel)	Standard		
<input type="radio"/>	FSH4	Seat height front 52.5 cm (5" castor wheel only)	Option		
<input type="radio"/>	FSH5	Seat height front 53 cm (4" castor wheel only/jazz fork)	Option		
<input type="radio"/>	FSH6	Seat height front 54.5 cm (4" castor wheel only/jazz fork)	Option		
<input type="radio"/>	FSH7	Seat height front 56 cm (5" castor wheel only/jazz fork)	Option		

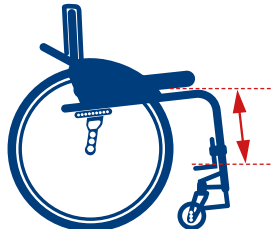
REAR SEAT HEIGHT

<input type="radio"/>	RSH1	Position 1: 38.5 cm (24" rear wheels only)	Standard		
<input type="radio"/>	RSH2	Position 2: 41 cm (24" rear wheels only)	Standard		
<input type="radio"/>	RSH3	Position 3: 44.5 cm (24" rear wheels only)	Standard		
<input type="radio"/>	RSH4	Position 4: 39.5 cm (25" rear wheels only)	Option		
<input type="radio"/>	RSH5	Position 5: 42 cm (25" rear wheels only)	Option		
<input type="radio"/>	RSH6	Position 6: 45.5 cm (25" rear wheels only)	Option		

LOWER LEG LENGTH (FOOTREST POSITION) DEDICATED TO FOOTRESTS FR1 AND FR2

<input type="radio"/>	LLL1	Position 1: 41.5 cm	Option		
<input type="radio"/>	LLL2	Position 2: 43 cm	Standard		
<input type="radio"/>	LLL3	Position 3: 44.5 cm	Option		
<input type="radio"/>	LLL4	Position 4: 46 cm	Option		

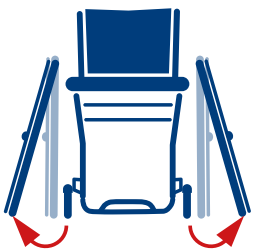
LOWER LEG LENGTH (FOOTREST POSITION) ELEVATED FOOTREST FR3 REQUIRED

<input type="radio"/>	LLL5	min. value → 70 mm required value mm enter the value max value ← 390 mm	Option		
-----------------------	------	---	--------	--	---


SEAT POSITION (BALANCE)

<input type="radio"/>	SP1	Position 1 = +7.5 cm Most Active	Option		
<input type="radio"/>	SP2	Position 2 = + 6 cm	Option		
<input type="radio"/>	SP3	Position 3 = + 4.5 cm	Option		
<input type="radio"/>	SP4	Position 4 = + 3 cm	Standard		
<input type="radio"/>	SP5	Position 5 = +1.5 cm	Option		
<input type="radio"/>	SP6	Position 6 = 0	Option		
<input type="radio"/>	SP7	Position 7 = -1.5 cm	Option		
<input type="radio"/>	SP8	Position 8 = -3 cm Least Active	Option		

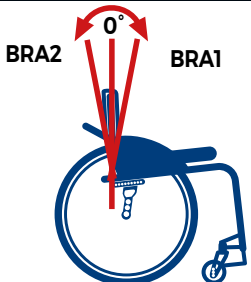
CAMBER REAR WHEELS

<input type="radio"/>	CRW0	Camber 0	Option		
<input type="radio"/>	CRW1	Camber 1	Option		
<input type="radio"/>	CRW2	Camber 2	Standard		
<input type="radio"/>	CRW3	Camber 3	Option		


BUSHING TYPE

<input type="radio"/>	BT1	Inch 1/2"	Standard		
<input type="radio"/>	BT2	Metric 12 mm	Option		


BACKREST ANGLE

<input type="radio"/>	BRA1	Forward +1 → +20° enter the value	Option		
<input type="radio"/>	BRA0	Vertical 0°	Standard		
<input type="radio"/>	BRA2	Backward -10 → -1° enter the value	Option		

FRAME COLOUR

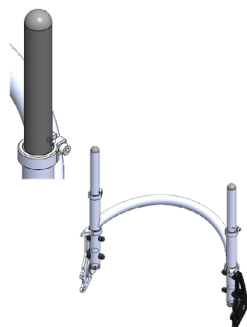
<input type="radio"/>	FC1	White	Option		
<input type="radio"/>	FC2	Black Matte	Standard		
<input type="radio"/>	FC3	Silver	Option		
<input type="radio"/>	FC4	Gold	Option		
<input type="radio"/>	FC5	Blue	Option		
<input type="radio"/>	FC6	Red	Option		
	FC7	Green	Option		

SEAT CUSHION

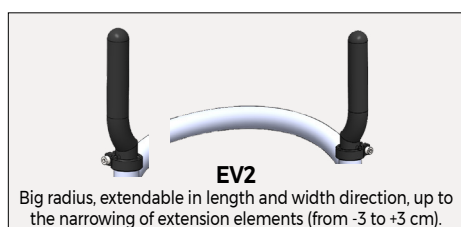
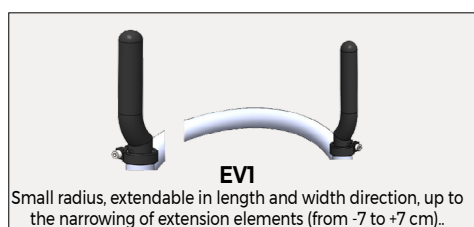
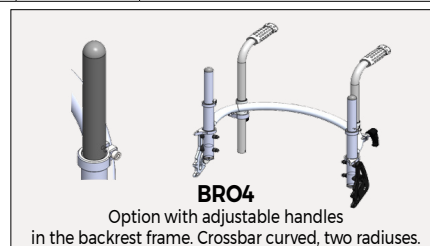
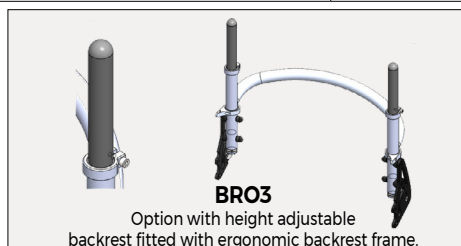
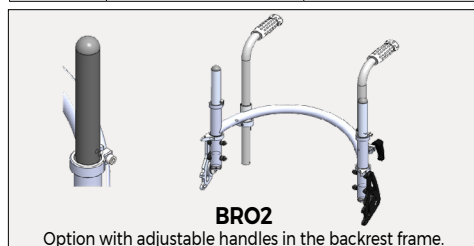
<input type="radio"/>	SC1	Standard seat cushion	Standard		
<input type="radio"/>	SC0	Without seat cushion	Option		

BACKREST OPTIONS

<input type="radio"/>	BRO1	Height adjustable backrest without push handles	Standard	
<input type="radio"/>	BRO2	Height adjustable backrest fitted with height adjustable push handles	Option	
<input type="radio"/>	BRO3	Height adjustable backrest fitted with ergonomic backrest frame	Option	
<input type="radio"/>	BRO4	Height adjustable backrest fitted with ergonomic backrest frame and height adjustable push handles	Option	
BACKREST AD-ONS (available with BRO1 - BRO4)				
<input type="radio"/>	EV1	Height adjustable, standard backrest without push handles width adjustable between -7 to +7 cm	Option	
<input type="radio"/>	EV2	Height adjustable, standard backrest without push handles width adjustable between -3 to +3 cm	Option	



BRO1
Height adjustable backrest without push handles



BACKREST HEIGHT (CM)

<input type="radio"/> 32 standard		
<input type="radio"/> 33	<input type="radio"/> 34	<input type="radio"/> 35
<input type="radio"/> 36	<input type="radio"/> 37	<input type="radio"/> 38



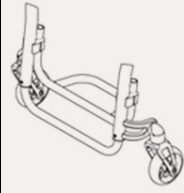
BACKREST OPTIONS (not available with EV1, EV2)

<input type="radio"/>	BRH1	Backrest with foldable pushhandles, single bended crossbar, frame height 25cm +6cm with handle (31cm)	Option		 
<input type="radio"/>	BRH2	Backrest with foldable pushhandles, single bended crossbar, frame height 30cm +6cm with handle (36cm)	Option		
<input type="radio"/>	BRH3	Backrest with foldable pushhandles, single bended crossbar, frame height 35cm +6cm with handle (41cm)	Option		
<input type="radio"/>	BRH4	Backrest with foldable pushhandles, double bended crossbar, frame height 25cm +6cm with handle (31cm)	Option		 
<input type="radio"/>	BRH5	Backrest with foldable pushhandles, double bended crossbar, frame height 30cm +6cm with handle (36cm)	Option		
<input type="radio"/>	BRH6	Backrest with foldable pushhandles, double bended crossbar, frame height 35cm +6cm with handle (41cm)	Option		

Backrest height non-extendable, for folding handles in the backrest frame.

Backrest height non-extendable, for folding handles in the backrest frame. Crossbar curved, two radiuses

FOOTREST


<input type="radio"/>	FR1	Standard footrest	Standard		  
<input type="radio"/>	FR2	Reinforced footrest for track wheel	Option		
<input type="radio"/>	FR3	Elevated footrest	Option		

FR1








FR2

FR3


FOOTREST OPTIONS

<input type="radio"/>	FC1	Footrest cover available for FR1 & FR3	Option		
-----------------------	-----	--	--------	--	---

SIDE PANELS



<input type="radio"/>	SP1	Aluminium side panel, flat, swing away	Standard		
<input type="radio"/>	SP2	Carbon side panel, flat, swing away	Option		
<input type="radio"/>	SP3	Aluminium fender with radius/removable black structured gloss	Option		
<input type="radio"/>	SP4	Aluminium fender with radius/removable black structured matte	Option		
<input type="radio"/>	SP5	Carbon fenders with radius/removable	Option		
<input type="radio"/>	SP6	Carbon fenders with radius drop-in/removable only available with Rear Wheels 24"	Option		
<input type="radio"/>	SP7	Side panel with armrest cushion	Option		

BRAKES



<input type="radio"/>	B1	Horizontal (left, right)	Option		
<input type="radio"/>	B2	Horizontal Premium Lock-P (L+R)	Standard		
<input type="radio"/>	B3	Horizontal Lock-A in aluminium	Option		
<input type="radio"/>	B4	Vertical - push to lock	Option		

 B1 Horizontal (left, right)	 B2 Lock-P in plastic	 B3 Lock-A in aluminium	 B4 Vertical push to lock
--	---	---	---


BRAKE MOUNTING CLAMPS

<input type="radio"/>	BC1	Standard short clamp(only B2/B3)	Standard		 BC1	 BC2
<input type="radio"/>	BC2	Long clamp (all brakes)	Option			

FORKS


<input type="radio"/>	F1	Standard Light	Standard		 F1	 F2
<input type="radio"/>	F2	Jazz-Shock	Option			

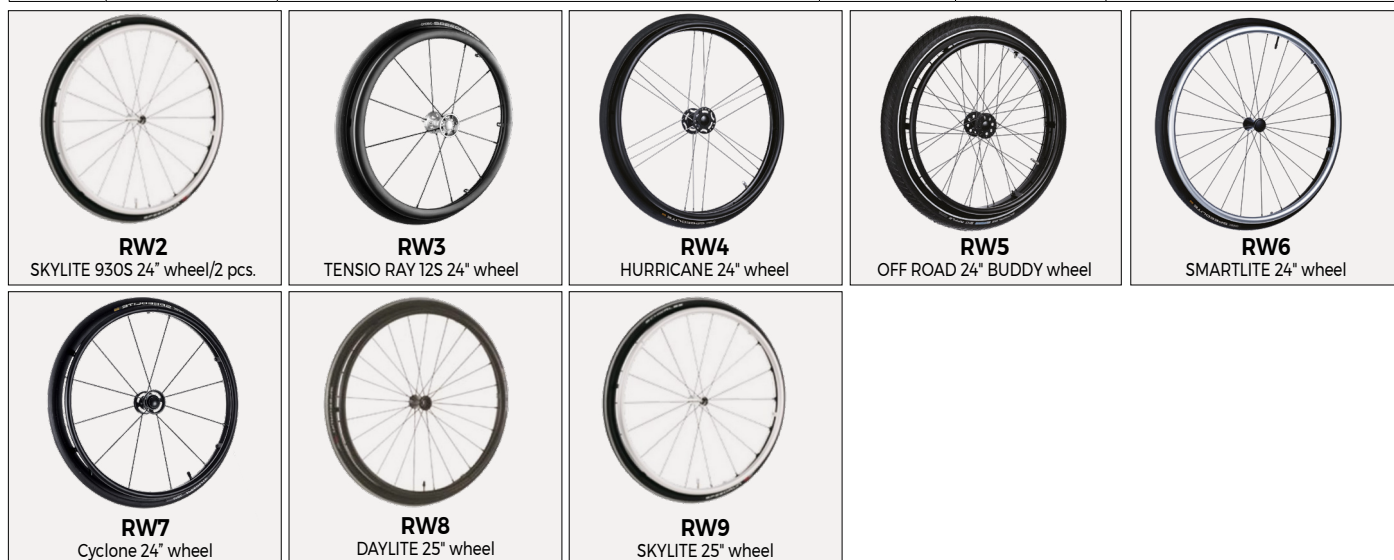
FRONT WHEELS

<input type="radio"/>	FW1	Alucore - 4" 100x34 mm rim anodised, Silver coloured	Standard		 FW1 Alucore - 4" 100x34 mm rim anodised, Silver coloured
<input type="radio"/>	FW2	Alucore - 4" 100x34 mm rim anodised, black coloured	Standard		
<input type="radio"/>	FW3	Alucore - 5" 125x34 mm rim anodised, silver coloured	Option		
<input type="radio"/>	FW4	Alucore - 5" 125x34 mm rim anodised, black coloured	Option		
<input type="radio"/>	FW5	Tristar - 4" 100x34 mm rim anodised, silver coloured	Option		
<input type="radio"/>	FW6	Tristar - 5" 125x34 mm rim anodised, silver coloured	Option		
<input type="radio"/>	FW7	Lotus fibercore - 4" 100x34 mm rim plastic, black	Option		
<input type="radio"/>	FW8	Lotus fibercore - 5" 125x34 mm rim plastic, black	Option		

 FW2 Alucore - 4", 100 X 34 mm, rim anodised, black	 FW3 Alucore - 5", 125 X 34 mm rim anodised, silver	 FW4 Alucore - 5", 125 X 34 mm rim anodised, black	 FW5 Tristar - 4" 100x34 mm rim anodised, silver	 FW6 Tristar - 5" 125x34 mm rim anodised, silver	 FW7 Lotus fibercore - 4" 100x34 mm rim plastic, black	 FW8 Lotus fibercore - 5" 125x34 mm rim plastic, black
--	--	---	---	--	---	---

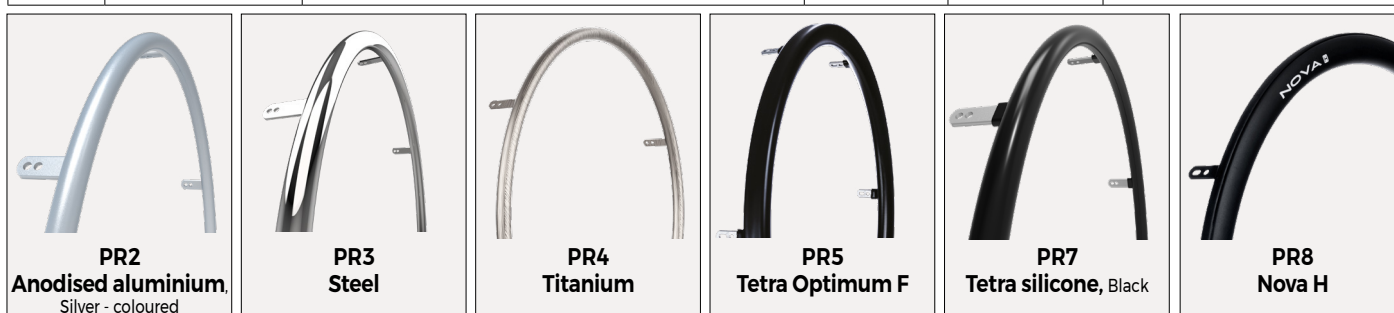
REAR WHEELS

<input type="radio"/>	RW1	DAYLITE - 24" x 1" wheel (Tyre: T1, T2, T3: Pushrim: PR1, PR2, PR3, PR4, PR5, PR6, PR7, PR8)	Standard		 <p>RW1 DAYLITE 930S 24" wheel/2 pcs.</p>
<input type="radio"/>	RW2	SKYLITE - 24" x 1" wheel (Tyres: T1, T2, T3: Pushrim: PR1, PR2, PR3, PR4, PR5, PR6, PR7, PR8)	Option		
	RW3	TENSIO RAY 12S - 24" wheel (Tyres: T1, T2, T3: Pushrim: PR1, PR2, PR3, PR4, PR5, PR6, PR7)	*available in December 2024		
<input type="radio"/>	RW4	HURRICANE 24" x 1" wheel (Tyres: T1, T2, T3: Pushrim: PR1, PR2, PR3, PR4, PR5, PR6, PR7, PR8)	Option		
<input type="radio"/>	RW5	OFF ROAD 24" x 2" buddy wheel (Tyres: T4: Pushrim: PR2, PR7)	Option		
<input type="radio"/>	RW6	SMARTLITE 24" wheel	Option		
<input type="radio"/>	RW7	CYCLONE 24" wheel (Tyres: T3: Pushrim: PR1)	Option		
<input type="radio"/>	RW8	DAYLITE - 25" wheel (Tyres: T3, T2, T3: Pushrim: PR1, PR5, PR8)	Option		
<input type="radio"/>	RW9	SKYLITE - 25" wheel (Tyres: T3, T2, T3: Pushrim: PR1, PR5, PR8)	Option		





PUSH RIMS

<input type="radio"/>	PR1	Anodised aluminium, Black - coloured	Standard		 <p>PR1 Anodised aluminium, Black - coloured</p>
<input type="radio"/>	PR2	Anodised aluminium, Silver - coloured	Option		
<input type="radio"/>	PR3	Steel	Option		
<input type="radio"/>	PR4	Titanium	Option		
<input type="radio"/>	PR5	Tetra Optimum F	Option		
<input type="radio"/>	PR7	Tetra silicone, Black	Option		
<input type="radio"/>	PR8	Nova H	Option		





TYRES



<input type="radio"/>	T1	Speedlite 24" x 1"	Standard		 T1 Speedlite 24"
<input type="radio"/>	T2	Gazelle 24" x 1"	Option		
<input type="radio"/>	T3	Trailblazer 24" x 1"	Option		
<input type="radio"/>	T4	Schwalbe Big Apple (only to be used with 24" Buddy)	Option		




QR AXLES

<input type="radio"/>	QR1	Quick release axle / 2pcs	Standard		 QR1	 QR2
<input type="radio"/>	QR2	Quick release tetra handle axle / 2pc	Option			



OPTIONS

<input type="radio"/>	O1	Anti-Tip Left	Option		
<input type="radio"/>	O2	Anti-Tip Right	Option		
<input type="radio"/>	O3	Tip-on Left	Option	*available Febr 2025	
<input type="radio"/>	O4	Tip-on Right	Option	*available Febr 2025	

TRANSPORT CLAMPS

<input type="radio"/>	TC1	Transport clamps for vehicle	Option		
-----------------------	-----	------------------------------	--------	--	---

TRACK WHEEL

<input type="radio"/>	STWA	Single arm track wheel Aluminium	Option		 STWA, STWC	 DTWA, DTWC
<input type="radio"/>	DTWA	Double arm track wheel Aluminium	Option			
<input type="radio"/>	STWC	Single arm track wheel Carbon	Option			
<input type="radio"/>	DTWC	Double arm track wheel Carbon	Option			

Your notes