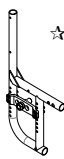


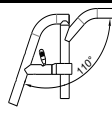
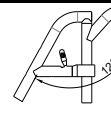
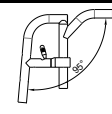



Date User End user wheight (kg) Language user manual	Progeo (English) Company stamp	CRASH TEST APPROVED Folding frame wheelchair Retail price - VAT not included
Responsible		

Wheelchair measures - The tolerance on all the dimensions indicated and/or required is ± 10 mm	
Seat width (LS)	<input type="checkbox"/> 33 <input type="checkbox"/> 36 <input type="checkbox"/> 39 <input type="checkbox"/> 42 <input type="checkbox"/> 45 <input type="checkbox"/> 48
Seat depth (PS)	<input type="checkbox"/> 35 <input type="checkbox"/> 37,5 <input type="checkbox"/> 40 <input type="checkbox"/> 42,5 <input type="checkbox"/> 45 <input type="checkbox"/> 47,5
Footplate distance (DP) (cm) ± 0.5 cm - adjustment steps 1.5cm (Real distance between seat and footplate) - IMPORTANT NOTICE! From the footplate to the floor minimum 4cm !! (Minimum Front height = DP + 4cm)
Setting	<input checked="" type="checkbox"/> Standard <input type="checkbox"/> Prudential <input type="checkbox"/> Active <input type="checkbox"/> Extreme
Backrest Height (TS)	Std.Value 36(min 30-max 54) adjustment steps 1.5cm
Crossbrace (black)	<input checked="" type="checkbox"/> Single <input type="checkbox"/> Double (Not seat width 33-36)
Front height (STD 49) - Rear height (STD 44)	

SAFETY <input type="checkbox"/> 4 points tie-down system rings NOT AVAILABLE WITH: Aluminium frame DYNAMIC 2.0 - Titanium frame T MAX The use of a headrest during transport is mandatory (installation must be carried out by the manufacturer)	 08654
--	---

Rear frame	
Aluminium frame	<div style="display: flex; align-items: flex-start;">  <div> <p><input checked="" type="checkbox"/> Aluminium standard frame - Same colour of front frame</p> <p>The real seat depth, from the front part of the seat cloth to the backrest tube will be 1 cm more than the declared one.</p> <p>camber</p> <p><input checked="" type="checkbox"/> 0° <input type="checkbox"/> 1,5° <input type="checkbox"/> 3°</p> </div> </div>
	<div style="display: flex; align-items: flex-start;">  <div> <p><input type="checkbox"/> Aluminium frame DYNAMIC 2.0 - (COLOUR: BLACK) 09955</p> <p>The real seat depth, from the front part of the seat cloth to the backrest tube will be 1,5 cm more than the declared one.</p> <p>With rake adjustable backrest ($\pm 9^\circ$)</p> <p>Exclude the installation of : Brake handles for companion (Drum Brake) - 4 points tie-down system rings</p> <p>camber</p> <p><input checked="" type="checkbox"/> 0° <input type="checkbox"/> 1,5° <input type="checkbox"/> 2° <input type="checkbox"/> 4°</p> </div> </div>
Titanium frame TMAX	<div style="display: flex; align-items: flex-start;">  <div> <p>Titanium frame T MAX 03940</p> <p>The real seat depth, from the front part of the seat cloth to the backrest tube will be 1 cm more than the declared one.</p> <p><u>Brushed Titanium frame - not varnished</u></p> <p><u>Weight reduction approx. 250gr</u></p> <p><u>Exclude the installation of : 4 points tie-down system rings</u></p> <p>camber</p> <p><input checked="" type="checkbox"/> 0° <input type="checkbox"/> 1,5° <input type="checkbox"/> 3°</p> </div> </div>

Front frame <input type="checkbox"/> Short frame - Ideal with Seat depth (PS) 35 - 37,5 <input type="checkbox"/> Medium frame - Ideal with Seat depth (PS) 40 - 42,5 <input type="checkbox"/> Long frame - Ideal with Seat depth (PS) 45 - 47,5 <input type="checkbox"/> Elevating front frame, swing away and removable Include calf supports and plastic footrest with heel band (not available for seat width 33) Minimum footplate distance 25cm.	<div style="display: flex; justify-content: space-around; align-items: center;"> <div style="text-align: center;"> Frame Angle  <input checked="" type="checkbox"/> 110° </div> <div style="text-align: center;">  <input type="checkbox"/> 120° </div> <div style="text-align: center;">  <input type="checkbox"/> 95° </div> </div> <div style="text-align: right; padding-top: 20px;">  09730 </div>
--	---

Frame colour <div style="display: flex; justify-content: space-between;"> <div> <input checked="" type="checkbox"/> Opaque black <input type="checkbox"/> Bright fuchsia </div> <div> <input type="checkbox"/> Bright silver <input type="checkbox"/> Bright blue china </div> <div> <input type="checkbox"/> Bright blue <input type="checkbox"/> Pearl white </div> <div> <input type="checkbox"/> Bright lime <input type="checkbox"/> Bright red </div> </div>
--

Backrest <input checked="" type="checkbox"/> Adjustable velcro straps and padded transpiring upholstery

Handle tube <input checked="" type="checkbox"/> Tubes with standard handle <input type="checkbox"/> Folding handles Not available with: Push handles for companion, Brake handles for companion (Drum Brake)	 02958
---	---

Date	Order	User	Address
------------	-------------	------------	---------------

Colour set: Rear wheels and forks - To be matched only with: Rear wheels Ultra-light Progeo - Standard!

☆ Black	22" 24" 25" 26"	
<input type="radio"/> Bright silver	22" 24"	00833
<input type="radio"/> Bright fuchsia	22" 24"	00833
<input type="radio"/> Bright blue	22" 24"	00833
<input type="radio"/> Bright red	22" 24"	00833
<input type="radio"/> Bright lime	22" 24"	00833
<input type="radio"/> Pearl white	22" 24"	00833

Casters

☆ 5" Soft		
<input type="checkbox"/> 4" Soft		
<input type="checkbox"/> 3" Sport		
<input type="checkbox"/> 6" Soft	Not available with frame angle 95°	
<input type="checkbox"/> 6" Pneumatic	Not available with frame angle 95°	
<input type="checkbox"/> 7" Soft	Not available with frame angle 95°	
<input type="radio"/> 3" Active Soft (wide)	(Aluminium alloy rim)	06824
<input type="radio"/> 4" Active Sport (narrow)	(Aluminium alloy rim)	01398
<input type="radio"/> 4" Active Soft (wide)	(Aluminium alloy rim)	03943
<input type="radio"/> 5" Active Soft (wide)	(Aluminium alloy rim)	07518
<input type="radio"/> 5" Pneumatic		10844

Rear wheels

☆ 24" Ultra-light Progeo - Standard!		
<input type="checkbox"/> 22" Ultra-light Progeo - Standard!		
<input type="checkbox"/> 25" Ultra-light Progeo - Standard!	(colour: black)	
<input type="checkbox"/> 26" Progeo - Standard!	(colour: black)	
<input type="radio"/> 24" ULTRA-LIGHT PROGEO KEY SPORT	Weight reduction approx. 450gr.	04383
<input type="radio"/> 24" Ultra-light "Spinergy LX"		01685
<input type="radio"/> 24" Ultra-light "Spinergy LXL"	<input type="checkbox"/> Black hub and white spokes <input type="checkbox"/> Hub and spokes black	07846
<input type="radio"/> 24" Ultra-light "Spinergy Flex rim"	Integrated aluminium/rubber handrim	02270
<input type="radio"/> 25" Ultra-light "Spinergy LX"		02101
<input type="radio"/> 25" Ultra-light "Spinergy LXL"	<input type="checkbox"/> Black hub and white spokes	07847
<input type="radio"/> 26" Ultra-light "Spinergy LX"		02102
<input type="radio"/> 24" Off-road (aluminium handrim black)		01392
<input type="radio"/> 22" with brake handles for companion (drum brake) (aluminium handrim)		03385
Available only with camber 0°		
Not available with Frame Dynamic 2.0		
<input type="radio"/> 24" with brake handles for companion (drum brake) (aluminium handrim)		03384
Available only with camber 0°		
Not available with Frame Dynamic 2.0		
<input type="radio"/> One arm drive - (24" rear wheels Aluminium handrim High pressure Tyre) - camber 0°		
	<input type="radio"/> Right <input type="radio"/> Left	02103

Rear wheel tyre

☆ High pressure tyre	(22"-24"-25"-26")	
<input type="checkbox"/> High pressure profile tyre	(24")	
<input type="radio"/> Marathon Plus	(24"-25") with anti-puncture protection	01669
<input type="radio"/> Anti-puncture - Colour Black	(24")	11083
Not available with Rear wheels : 24" ULTRA-LIGHT PROGEO KEY SPORT, 24" Ultra-light "Spinergy LXL"		
<input type="radio"/> Anti-puncture - Colour Grey	(22")	04181

Handrim	Wheel distance ☆ 3 cm □ 4 cm	
☆ Aluminium	(22"-24"-25"-26")	
<input type="radio"/> Aluminium black SOFT-TOUCH	(24"-25")	(24" handrim, on 25" wheel is installed with spacers) 09170
<input type="radio"/> Chromed Steel	(24"-25")	(24" handrim, on 25" wheel is installed with spacers) 01684
<input type="radio"/> Titanium	(24"-25")	(24" handrim, on 25" wheel is installed with spacers) 00016
<input type="radio"/> Ultra Grepp	(24"-25")	(24" handrim, on 25" wheel is installed with spacers) 00017
<input type="radio"/> Max Grepp	(24"-25")	(24" handrim, on 25" wheel is installed with spacers) 00834
<input type="radio"/> Ergo Para	(24")	00632
<input type="radio"/> TOP FRICTION	(24"-25")	(24" handrim, on 25" wheel is installed with spacers) 11023
Oval countour with a rubber insert		
<input type="radio"/> NOVA H	(24"-25")	(24" handrim, on 25" wheel is installed with spacers) 11025
Ergonomic black profile		
<input type="radio"/> NOVA D	(24"-25")	(24" handrim, on 25" wheel is installed with spacers) 11026
Ergonomic profile with rubber coating (ideal for quadriplegics)		
<input type="radio"/> SURGE LT	(25")	Oval countour with a rubber insert 06427
<input type="radio"/> Quad	(24")	00693
<input type="radio"/> Silicon cover for standard aluminium handrim		Available for measures (22"- 24" - 26") 04050

Date Order User Address

Wheel locks

☆ Bent lever push to lock



☐ Straight lever push to lock

☐ Straight lever pull to lock



☐ Sport brake



06428

☐ Brake with extension lever push to lock

☐ Brake with extension lever pull to lock



01949

03372

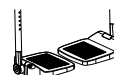
Footplate (Not available with Elevating front frame, swing away and removable) - See reference tables N°3

☆ Plastic footrest, rake adjustable

Not available with Elevating front frame, swing away and removable

Minimum footplate distance 27cm.

☆ 2/3 Internal ☐ 2/3 External



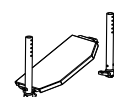
11525

☐ One piece footplate - Flip-up! rake and depth adjustable

Not available with Elevating front frame, swing away and removable

Minimum footplate distance 26cm.

☐ Internal ☆ 2/3 Internal ☐ External



11527

☐ Minimum footplate distance 21cm. Available only with Multi-function and rotative system - 03945 190,00

☐ One piece aluminium footplate - Flip-up! rake and depth adjustable

Not available with Elevating front frame, swing away and removable

Minimum footplate distance 26cm.

☐ Internal ☆ 2/3 Internal ☐ 2/3 External ☐ External



11528

☐ One piece Carbon fibre footplate rake adjustable, swing away, flip-up.

Not available with Elevating front frame, swing away and removable

Minimum footplate distance 26cm.

☆ Internal ☐ External



03291

Mudguard

Mudguard - FIXED

☆ ABS mudguard

☐ ABS Straight sideguard

☐ Carbon fibre mudguard

☐ Carbon fibre Straight sideguard



03946

08918

Mudguard - REMOVABLE

☐ Removable ABS mudguard

08921

☐ Removable ABS fibre straight sideguard

08921

☐ Removable carbon fibre mudguard

08919

☐ Removable Carbon fibre straight sideguard

08920



Armrests

☐ Tubular armrests

(Swing away, removable and height adjustable armrest)

☐ Standard Support (Not with frame Dynamic)

☐ Steel support with safety locking system



04828

00694

Removable armrest with ABS mudguard

☐ Desk armrests PROGEO

(Removable and height adjustable)

Not available with Frame Dynamic 2.0 + camber 4°



09956

☐ Removable armrest with ABS straight sideguard

08881

☐ Removable armrest with carbon-fiber straight sideguard

08882



Date	Order	User	Address
------------	-------------	------------	---------------

Accessories		
<input type="checkbox"/> Pad for front frame protectors		07058
<input type="checkbox"/> Backrest-seat connection cloth		10241
<input type="checkbox"/> Removable storage bag (with quick coupling)		09811

Optional 1		
<input type="checkbox"/> Transit wheels		00836
<input type="checkbox"/> Anti-tipper with rapid hookup	(inside rotation to reduce the encumbrance) <input type="checkbox"/> Right <input type="checkbox"/> Left	00023 00024
<input type="checkbox"/> Tipping aid	<input type="checkbox"/> Right <input type="checkbox"/> Left	00025 01046
<input type="checkbox"/> Crutches support	<input type="checkbox"/> Right <input type="checkbox"/> Left	00838 00837

Optional 2		
<input type="checkbox"/> Tetraclick	(Quick release axle for quadriplegic)	03947
<input type="checkbox"/> Rear wheels plate extension	(Not with frame Dynamic 2.0)	01950
<input type="checkbox"/> Handybike adaptor	(Not with frame Dynamic 2.0)	00506
<input type="checkbox"/> Push handles for companion	(Removable and height adjustable)	01048
<input type="checkbox"/> Harness		04103
<input type="checkbox"/> Safety pelvic belt		03972
<input type="checkbox"/> Tray table (removable)		00508
<input type="checkbox"/> Lumbar support	(to insert in the backrest upholstery)	00013
<input type="checkbox"/> Super Head rest	(Folding with the wheelchair)	04049
<input type="checkbox"/> Swing away lateral support	<input type="checkbox"/> Right <input type="checkbox"/> Left	02097 02098
Not available with Posture backrest PHYSIO		
<input type="checkbox"/> Spoke guards Black	(22"-24")	01043
<input type="checkbox"/> Spoke guards Transparent	(22"-24")	00835
<input type="checkbox"/> Spoke guards Progeo design	(22"-24")	00019
<input type="checkbox"/> Spoke guards Dragon	(22"-24")	02106

Additional Kit		
<input type="checkbox"/> 24" Off-road rear wheels	Off-Road tyre - aluminium handrim (black colour)	03378
<input type="checkbox"/> 24" FAT rear wheels	FAT tyre 3" - aluminium handrim (black colour)	09357








Date Order User Address

PHYSIO - Posture backrest
(Std. Backrest upholstery not provided)


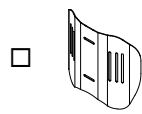
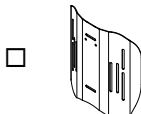
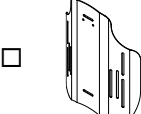
Removable with quick release
Suitable for tubes with diameter 18÷26mm
Depth adjustment (4cm)
Angle adjustment (±18°)

☐ **AIR** Carbon shell

not available for seat width 48

BACKREST HEIGHT		28	34	40		
Shell's shape		Lateral retaining wing A=high - R=regular				
<div>7.5 cm</div> 	A	R	A	R	A	R
						
	<input type="checkbox"/>	<input type="checkbox"/>	<input type="checkbox"/>	<input type="checkbox"/>	<input type="checkbox"/>	<input type="checkbox"/>

☐ **POSTURE** Aluminum shell

BACKREST HEIGHT	34	40	52
Shell's shape	Lateral retaining wing B=regular		
	R	R	R
			
	<input type="checkbox"/>	<input type="checkbox"/>	<input type="checkbox"/>

Configuration DEEP with side support PAD (height adjustable)

☐ Aluminum lateral with padded, breathable upholstery.



Small (h 13cm)



☐ Right
10272



☐ Left
10272

Large (h 20cm)



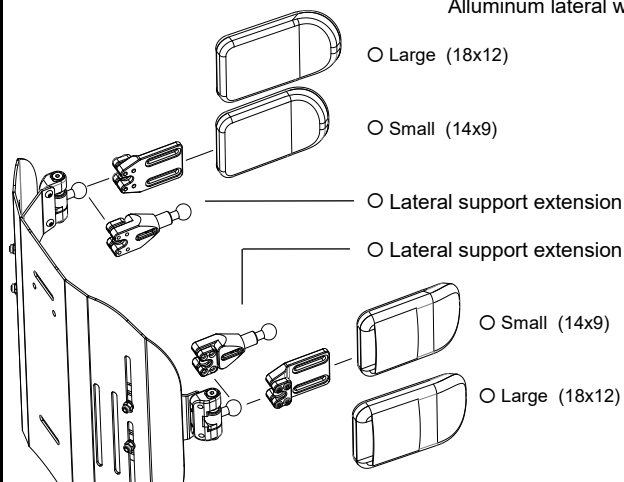
☐ Right
10273



☐ Left
10273

SWING AWAY - Lateral support

Fixing and adjustment hardware complete with protection sleeve
Aluminum lateral with padded, breathable upholstery.



☐ Large (18x12)

05647

☐ Small (14x9)

05643

☐ Lateral support extension

Quantity (number pcs).....

10271

☐ Lateral support extension

Quantity (number pcs).....

☐ Small (14x9)

05642

☐ Large (18x12)

05646

☐ Headrest adjustable - Double ball mounting system
Available only with backrest Physio
Not available for backrest Physio AIR carbon shell

☐ Large (34x14)
☐ Small (28x14)



05648

Date	Order	User	Address
------------	-------------	------------	---------------

Note

Wheelchair : Progeo EXELLE VARIO - Rev. 2023.3	Prices - VAT excluded to be added to the price list	Send this page only if any optional have been chosen	
		☆ standard	(supplied if no requests are indicated)
		□ on request	(without extra charge)
		○ optional	(cost to be added at the basic price)

REFERENCE TABLES

1	Front height	
With closed frame (95°) max 5" caster		
Casters	Front height	
	min.	max
3"	41	52
4"	42	53
5"	44	54
6"	48	55
7"	50	56
The size of the fork will be defined only by Progeo in accordance with wheelchair final configuration.		

2	Rear height				
	Rear frame	Rear wheels			
		22"	24"	25"	26"
STANDARD	Straight plate	min. 37	min. 39	min. 40	min 41
		max 45	max 47	max 48	max 49
	Shaped plate	min. 36	min. 38	min. 39	min. 40
		max 49	max 51	max 52	max 53
DYNAMIC 2.0		min. 36	min. 38	min. 39	min. 40
		max 49	max 51	max 52	max 53

3	Footplate option	Frame Angle 110°	Footplate distance Frame Angle 120°	Frame Angle 95°
	Plastic footrest	min. 27	min. 27	min. 27
	One piece footplate - Flip-up!	min. 24	min. 26	min. 24
	One piece footplate - Flip-up! , with multifunction rotative system	min. 19	min. 21	min. 19
	One piece aluminium footplate - Flip-up!	min. 24	min. 26	min. 24
	One piece Carbon fibre footplate	min. 24	min. 26	min. 24
Calculated with the best configuration and with the footplates positioned on inside.				
IMPORTANT NOTICE! From the footplate to the floor minimum 4cm !! (Minimum Front height = DP + 4cm)				

4	Rear wheels	
	Model	Features
	22" Ultra-light Progeo - Standard!	(not available in anthracite color)
	24" Ultra-light Progeo - Standard!	(available for all couloers)
	24" ULTRA-LIGHT PROGEO KEY SPORT	(silver hub, black rim and 16 spokes)
	24" Ultra-light "Spinergy LX"	(silver hub, black rim and spokes)
	24" Ultra-light "Spinergy LXL"	(black hub and rim, 18 white spokes) - (black hub, rim and 18 spokes)
	24" Ultra-light "Spinergy Flex rim"	(silver hub, black rim and spokes) - (integrated aluminium/rubber handrim - encumbrance reduction up to 3cm. - all tyre)
	24" Off-road	(colour: black) - (aluminium handrim - tyre Off-road)
	25" Ultra-light "Spinergy LX"	(silver hub, black rim and spokes)
	25" Ultra-light "Spinergy LXL"	(black hub and rim, 18 white spokes)
	26" Progeo - Standard!	(colour: black)
	26" Ultra-light "Spinergy LX"	(silver hub, black rim and 18 spokes)

Date Order User Address

12" wheel - Motor 250W (750W maximum power)
14" wheel - Motor 1000W (1500W maximum power)

Color display with switcher
Maximum speed limit settable from display
5 speed levels selectable
10 display-selectable acceleration levels
Adaptive Cruise Control

Disc and electronic brake control lever
Motor brake (adjustable in 10 levels from the display)
Electronic brake with control bottom (adjustable in 10 levels from the display)
Power regain when braking

Error messages management from display (with error history)
Rear gear beeper
48V - 5.8 Ah battery Autonomy up to 25km
48V - 11.6 Ah Power plus battery Autonomy up to 50km
Battery charger 48V

Rear gear
USB port
Easle
Mudguard
Front spoiler with predisposition for FULL LED light

(Certified software)

☐ Mototronik

10979 5.064,00



Handlebar

☆ STANDARD controls

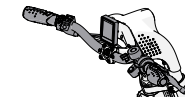
☆ Thumb accelerator and Disc and electronic brake control lever (Right)

☐ Grip throttle and Disc and electronic brake control lever

☐ Right
☐ Left

10913 42,00
10914 42,00



☐ QUADRIPLAGIC controls
Handlebar PUSH&PULL



10905 517,00

☆ MOTOTRONIK 12" wheel
Motor 250W (750W maximum power)
Maximum speed according to law

☐ MOTOTRONIK 14" wheel
Motor 1000W (1500W maximum power)
Maximum speed according to law



10903 464,00

Battery


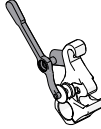

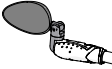

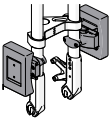
☆ 48V - 5.8 Ah battery *Autonomy up to 25 km*

☐ 48V - 11.6 Ah Power plus battery *Autonomy up to 50 km*

10904 348,00

Date Order User Address

Accessories

- | | | | |
|---|---|---|----------------|
| <input type="radio"/> Handlebar extension
Adjustable from 15cm up to 23cm |  | 10907 | 200,00 |
| <input type="radio"/> Motor unit facilitated unlock lever
Recommended with handlebar for quadriplegic |  | 10915 | 84,00 |
| <input type="radio"/> Additional FLY 48V - 2.9 Ah battery
Autonomy up to 15km
Approved for air transport | | 10906 | 633,00 |
| <input type="radio"/> FULL LED light (high intensity)
Integrated in the spoiler |  | 10908 | 116,00 |
| <input type="radio"/> Rearview mirror | <input type="radio"/> Right
<input type="radio"/> Left | 
10909
10909 | 42,00
42,00 |
| <input type="radio"/> Basket (removable) - (with KLICKfix® attachment system) |  | 10912 | 211,00 |
| <input type="radio"/> Removable front weight - (with KLICKfix® attachment system)
(it increases the weight over the power wheel to improve traction) |  | 10910 | 317,00 |
| <input type="radio"/> Travel bag | | 10916 | 158,00 |

Note