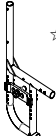



Date ..... User ..... End user wheight (kg) ..... Language user manual .....	<b>Progeo (English)</b> Company stamp	Folding frame wheelchair <b>CRASH TEST APPROVED</b>
Responsible .....		

Wheelchair measures - The tolerance on all the dimensions indicated and/or required is $\pm 10$ mm	
Seat width (LS)	<input type="checkbox"/> 27 <input type="checkbox"/> 30 <input type="checkbox"/> 33 <input type="checkbox"/> 36 <input type="checkbox"/> 39
Seat depth (PS)	<input type="checkbox"/> 30 <input type="checkbox"/> 32,5 <input type="checkbox"/> 35 <input type="checkbox"/> 37,5 <input type="checkbox"/> 40
Footplate distance (DP)	..... (cm) $\pm 0.5$ cm - adjustment steps 1.5cm <b>(Real distance between seat and footplate) - IMPORTANT NOTICE! From the footplate to the floor minimum 4cm !! (Minimum Front height = DP + 4cm)</b>
Setting	<input checked="" type="checkbox"/> Standard <input type="checkbox"/> Prudential <input type="checkbox"/> Active <input type="checkbox"/> Extreme
Backrest Height (TS)	Std.Value 36 .....(min 30-max 54) adjustment steps 1.5cm
Crossbrace (black)	<input checked="" type="checkbox"/> Single
Front height ..... (STD 48) - Rear height ..... (STD 44)	

<b>SAFETY</b> <input type="checkbox"/> 4 points tie-down system rings <b>Not available with Aluminium frame DYNAMIC 2.0</b> The use of a headrest during transport is mandatory (installation must be carried out by the manufacturer)	 <b>08654</b>
--	--

Rear frame	
Aluminium frame	<input checked="" type="checkbox"/> Aluminium standard frame - Same colour of front frame   The real seat depth, from the front part of the seat cloth to the backrest tube will be 1 cm more than the declared one.  camber <input checked="" type="checkbox"/> 0° <input type="checkbox"/> 1,5° <input type="checkbox"/> 3°
	<input type="checkbox"/> Aluminium frame DYNAMIC 2.0 - (COLOUR: BLACK) <span style="float: right;"><b>09955</b></span>   The real seat depth, from the front part of the seat cloth to the backrest tube will be 1,5 cm more than the declared one. <b>With rake adjustable backrest (<math>\pm 9^\circ</math>)</b> <b>Exclude the installation of : Brake handles for companion (Drum Brake) - 4 points tie-down system rings</b>  camber <input checked="" type="checkbox"/> 0° <input type="checkbox"/> 1,5° <input type="checkbox"/> 2° <input type="checkbox"/> 4°

Front frame
<input type="checkbox"/> Short frame - Ideal with Seat depth (PS) 27 - 30 <input type="checkbox"/> Medium frame - Ideal with Seat depth (PS) 32,5 - 35 <input type="checkbox"/> Long frame - Ideal with Seat depth (PS) 37,5 - 40

Frame colour	
<b>Frame colour (without extra charge)</b> <div style="display: flex; justify-content: space-between;"> <div> <input checked="" type="checkbox"/> Opaque black  <input type="checkbox"/> Matt red         </div> <div> <input type="checkbox"/> Pearl white  <input type="checkbox"/> Matt Midnight blue         </div> <div> <input type="checkbox"/> Matt grey         </div> </div>	
<b>Frame colour on request</b> <div style="display: flex; justify-content: space-between;"> <div> <input type="checkbox"/> Bright silver  <input type="checkbox"/> Bright blue         </div> <div> <input type="checkbox"/> Bright fuchsia  <input type="checkbox"/> Bright lime         </div> <div> <input type="checkbox"/> Bright blue china  <input type="checkbox"/> Bright red         </div> </div> <span style="float: right;"><b>12579</b></span>	

Backrest
<input checked="" type="checkbox"/> Adjustable velcro straps and padded transpiring upholstery

Handle tube
<input checked="" type="checkbox"/> Tubes with standard handle <input type="checkbox"/> Folding handles <span style="color: red;">Not available with: Push handles for companion, Brake handles for companion (Drum Brake)</span>

Colour set: Includes rear wheel hub and rim, rear wheel plates and front forks		
Only standard Progeo 22"/24" wheels have coloured hubs and rims		
<input checked="" type="checkbox"/> Black <input type="checkbox"/> Bright silver <input type="checkbox"/> Bright lime <input type="checkbox"/> Bright blue <input type="checkbox"/> Bright red <input type="checkbox"/> Bright fuchsia <input type="checkbox"/> Pearl white <input type="checkbox"/> Tekno anthracite <input type="checkbox"/> Matt Midnight blue <input type="checkbox"/> Matt grey <input type="checkbox"/> Matt red	22" 24" 22" 24" 22" 24" 22" 24" 22" 24" 22" 24" 22" 24" 22" 24" 22" 24" 22" 24" 22" 24" 22" 24"	 <b>00833</b> <b>00833</b> <b>00833</b> <b>00833</b> <b>00833</b> <b>00833</b> <b>00833</b> <b>00833</b> <b>00833</b> <b>00833</b> <b>00833</b> <b>00833</b>

Date ..... Order ..... User ..... Address .....

## Casters

- ☆ 5" Soft
- ☐ 4" Soft
- ☐ 3" Sport *Lightest configuration*
- ☐ 6" Soft
- ☐ 6" Pneumatic
- ☐ 3" Active Soft (wide) (Aluminium alloy rim) 06824
- ☐ 4" Active Sport (narrow) (Aluminium alloy rim) 01398
- ☐ 4" Active Soft (wide) (Aluminium alloy rim) 03943
- ☐ 5" Active Soft (wide) (Aluminium alloy rim) 07518
- ☐ 5" Pneumatic 10844

## Rear wheels

- ☆ 24" Ultra-light Progeo - Standard!
- ☐ 22" Ultra-light Progeo - Standard!
- ☐ 24" ULTRA-LIGHT PROGEO KEY SPORT *Lightest configuration* 04383
- ☐ 24" Ultra-light "Spinergy LX" 01685
- ☐ 24" Ultra-light "Spinergy LXL" ☐ Hub and spokes black 07846
- ☐ 24" Ultra-light "Spinergy Flex rim" ☐ Integrated aluminium/rubber handrim ☐ Black hub and white spokes 02270
- ☐ 24" Off-road (aluminium handrim black) 01392
- ☐ 22" with brake handles for companion (drum brake) (aluminium handrim) 03385
- Available only with camber 0°**
- Not available with Frame Dynamic 2.0°**
- ☐ 24" with brake handles for companion (drum brake) (aluminium handrim) 03384
- Available only with camber 0**
- Not available with Frame Dynamic 2.0**
- ☐ One arm drive - (24" rear wheels Aluminium handrim High pressure Tyre) - camber 0° 02103
- ☐ Right ☐ Left

## Rear wheel tyre

- ☆ High pressure tyre (22"-24") *Lightest configuration*
- ☐ High pressure profile tyre (24")
- ☐ Marathon Plus (24") with anti-puncture protection 01669
- ☐ Anti-puncture - Colour Black (24") 11083
- Not available with Rear wheels : 24" ULTRA-LIGHT PROGEO KEY SPORT, 24" Ultra-light "Spinergy LXL"**
- ☐ Anti-puncture - Colour Grey (22") 04181

## Handrim

Wheel distance ☆ 3 cm ☐ 4 cm

- ☆ Aluminium (22"-24") *Lightest configuration*
- ☐ Aluminium black SOFT-TOUCH (24") 09170
- ☐ Chromed Steel (24") 01684
- ☐ Titanium (24") 00016
- ☐ Ultra Grepp (24") 00017
- ☐ Max Grepp (24") 00834
- ☐ TOP FRICTION (24") 11023
- Oval countour with a rubber insert**
- ☐ NOVA H (24") 11025
- Ergonomic black profile**
- ☐ NOVA D (24") 11026
- Ergonomic profile with rubber coating (ideal for quadriplegics)**
- ☐ Quad (24") 00693
- ☐ Silicon cover for standard aluminium handrim Available for measures (22"-24") 04050

## Wheel locks

- ☆ Bent lever push to lock
- ☐ Straight lever push to lock
- ☐ Straight lever pull to lock
- ☐ Sport brake 06428
- ☐ Brake with extension lever push to lock 01949
- ☐ Brake with extension lever pull to lock 03372

## Footplate - See reference tables N°3

- ☆ Plastic footrest with multifunction rotative system (Minimum footplate distance 14cm.) 11739
- ☐ One piece aluminium footplate - Flip-up! with multifunction rotative system (Minimum footplate distance 14cm.) 11740

Date ..... Order ..... User ..... Address .....

## Mudguard

### Mudguard - FIXED

☆ ABS mudguard

- ☐ ABS Straight sideguard  
☐ Carbon fibre mudguard  
☐ Carbon fibre Straight sideguard



03946  
08918

### Mudguard - REMOVABLE

- ☐ Removable ABS mudguard  
☐ Removable ABS fibre straight sideguard  
☐ Removable carbon fibre mudguard  
☐ Removable Carbon fibre straight sideguard



08921  
08921  
08919  
08920

## Armrests

*Tubular armrests with standard support combined with anti-tipper wheels exclude the possibility of installing the transit wheels.*

- ☐ Tubular armrests  
 (Swing away, removable and height adjustable armrest)  
☐ Standard Support (Not with frame Dynamic)  
☐ Steel support with safety locking system



04828  
00694

### Removable armrest with ABS mudguard

- ☐ Desk armrests PRO GEO (Removable and height adjustable)  
 Not available with Frame Dynamic 2.0 + camber 4°  
☐ Removable armrest with ABS straight sideguard  
☐ Removable armrest with carbon-fiber straight sideguard



09956  
08881  
08882

## Accessories

- ☐ Pad for front frame protectors  
☐ Backrest-seat connection cloth  
☐ Removable storage bag (with quick coupling)

07058  
10241  
09811

## Optional 1

- ☐ Anti-tipper with rapid hookup - (inside rotation to reduce the encumbrance)  
 The first is provided free of charge ☆ Right ☐ Left  
 The second has extra charge ☐ Right  
☐ Left  
☐ Transit wheels  
☐ Push handles for companion (Removable and height adjustable)  
☐ Tipping aid ☐ Right  
☐ Left  
☐ Crutches support ☐ Right  
☐ Left



00023  
00024



00836



01048



00025  
01046



00838  
00837

## Optional 2

- ☐ Quick release front forks 00030  
☐ Tetraclip (Quick release axle for quadriplegic) 03947  
☐ Safety pelvic belt 03972  
☐ Harness 04103  
☐ Tray table (removable) 00508  
☐ Lumbar support (to insert in the backrest upholstery) 00013  
☐ Swing away lateral support ☐ Right 02097  
 Not available with Posture backrest PHYSIO ☐ Left 02098  
☐ Spoke guards Black (22"-24") 01043  
☐ Spoke guards Transparent (22"-24") 00835  
☐ Spoke guards Progeo design (22"-24") 00019  
☐ Spoke guards Dragon (22"-24") 02106



## Additional Kit

- ☐ 24" Off-road rear wheels Off-Road tyre - aluminium handrim (black colour)  
☐ 24" FAT rear wheels FAT tyre 3" - aluminium handrim (black colour)

03378  
09357

Date ..... Order ..... User ..... Address .....


## PHYSIO - Std. Backrest upholstery not provided

Removable with quick release  
Suitable for tubes with diameter 18÷26mm  
Depth adjustment (4cm)  
Angle adjustment ( $\pm 18^\circ$ )

## Posture backrest KID JUNIOR VERSION














☐ **KID** Aluminum shell

**WARNING:** with this backrest the seat depth is reduced by 5 cm approx.


BACKREST HEIGHT	29	34	40
Shell's shape	Lateral retaining wing R=regular		
	<input type="checkbox"/> R	<input type="checkbox"/> R	<input type="checkbox"/> R

## Posture backrest ADULT VERSION

☐ **AIR** Carbon shell  
not available for seat width 27 - 30

BACKREST HEIGHT		28		34		40	
Shell's shape		Lateral retaining wing A=high - R=regular					
7,5 cm		A	R	A	R	A	R
							
							


☐ **POSTURE** Aluminum shell  
not available for seat width 27 - 30

BACKREST HEIGHT	34	40	52
Shell's shape	Lateral retaining wing R=regular		
	<input type="checkbox"/> R	<input type="checkbox"/> R	<input type="checkbox"/> R

## Configuration DEEP with side support PAD (height adjustable)

☐ Aluminum lateral with padded, breathable upholstery.



Small (h 13cm)			Large (h 20cm)		
	<input type="checkbox"/> Right 10272	42,00		<input type="checkbox"/> Right 10273	
	<input type="checkbox"/> Left 10272	42,00		<input type="checkbox"/> Left 10273	

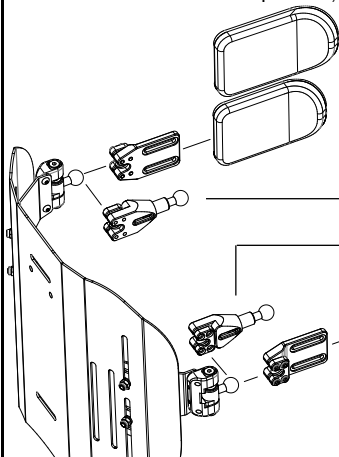
Date ..... Order ..... User ..... Address .....

## Accessories

*KID AIR POSTURE*

☐ SWING AWAY - Lateral support

Not available for backrest Physio AIR carbon shell  
Fixing and adjustment hardware complete with protection sleeve  
Alluminum lateral with padded, breathable upholstery.



☐ Large (18x12)

05647

☐ Small (14x9)

05643

☐ Lateral support extension

Quantity (number pcs).....

10271

☐ Lateral support extension

Quantity (number pcs).....

☐ Small (14x9)

05642

☐ Large (18x12)

05646

☐ Headrest adjustable - Double ball mounting system

Available only with backrest Physio Posture and Kid




☐ Large (34x14)

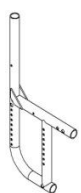
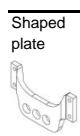
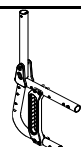
☐ Small (28x14)



05648

## REFERENCE TABLES

1	Front height				
With closed frame (100°) max 5" caster					
FORK	Casters				
	3"	4"	5"	6"	7"
SMALL 	min. 36 max 51	min. 37 max 52	min. 38 max 53		
MEDIUM 	min. 40 max 55	min. 41 max 56	min. 42 max 57	min. 43 max 58	
LONG 	min. 44 max 59	min. 45 max 60	min. 46 max 61	min. 47 max 62	
The size of the fork will be defined only by Progeo in accordance with wheelchair final configuration.					

2	Rear height				
Rear frame		Rear wheels			
		22"	24"	25"	26"
STANDARD 	Straight plate	min. 37 max 45	min. 39 max 47		
	Shaped plate 	min. 36 max 49	min. 38 max 51		
DYNAMIC 2.0 		min. 36 max 49	min. 38 max 51		

3	Footplate option	Footplate distance
	Plastic footrest	min. 14      max 40
	One piece aluminium footplate - Flip-up!	min. 14      max 40
Calculated with the best configuration and with the footplates positioned on inside.		
<b>IMPORTANT NOTICE! From the footplate to the floor minimum 4cm !! (Minimum Front height = DP + 4cm)</b>		

4	Rear wheels		
Model	Features	Handrim and tyre	
22" Ultra-light Progeo - Standard!	(not available in anthracite color)	(aluminium handrim and high pressure tyre)	
24" Ultra-light Progeo - Standard!	(available for all colours)	(all handrim and tyre)	
24" ULTRA-LIGHT PROGEO KEY SPORT	(silver hub, black rim and 16 spokes)	(all handrim and tyre)	
24" Ultra-light "Spinergy LX"	(silver hub, black rim and spokes)	(all handrim and tyre)	
24" Ultra-light "Spinergy LXL"	(black hub and rim, 18 white spokes)	(all handrim and tyre)	
24" Ultra-light "Spinergy Flex rim"	(silver hub, black rim and spokes)	(integrated aluminium/rubber handrim - encumbrance reduction up to 3cm. - all tyre)	
24" Off-road	(colour: black)	(aluminium handrim - tyre Off-road)	