

etac[®]
Creating Possibilities



 **STAR**

Star Standard Air

Classic single chamber Vertical Air Cell Cushion

Star Standard Air

Standard Air is a classic single chamber vertical air cell cushion with pressure redistribution qualities.

Free Air Flow

The Star Standard Air cushion can be adjusted to ensure the user is optimally immersed, thus enabling excellent pressure redistribution. The Standard Air's interconnected air cell structure creates a free airflow throughout the cushion, allowing it to adjust continuously to the user's body shape as they move in their seat.



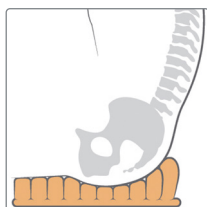
Star Standard Air cushion comes complete with a fitted cover, hand inflator pump, user manual and repair kit.



Precision Manufacturing

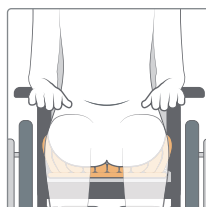
The Star range is manufactured in Sweden with cutting-edge robot production to ensure precision and consistency.

Features and Benefits



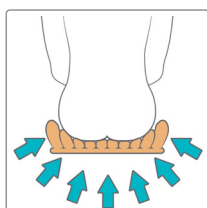
Vertical Air Cell

Interconnected vertical air cell cushions have a long history of being used for pressure redistribution due to high envelopment and immersive properties, and reduced surface tension.



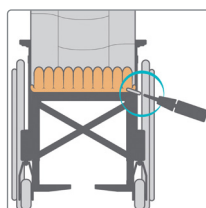
Adjustable

The air level can be adjusted and reset again and again to achieve to optimal amount of immersion for the individual.



Pressure Redistribution

Standard Air's interconnected air cells ensure excellent pressure redistribution properties, continually readjusting to the user's shape as they move in their seat.



Single Chamber

Single chamber entails only one valve adjustment. The Standard Air Cushion is ideal for easy handling.

Setting up Standard Air

The air level of the Star cushions can be set easily following the user manual and animated video.



Quick Guide Standard Air and StabilAir

Click or Scan the QR code to watch the quick guide for setting the air level for Standard Air and StabilAir.



Standard Air Product Page

Click or Scan the QR code to find more information about Standard Air on Standard Air product page, on etac.com

Standard Air Size Guide

Standard Air	5 cm	7.5 cm	10 cm	Seat width*	Seat depth*
26 x 26 cm	ESSCS0909-1	ESMC0909-1	ESSC0909-1	22 - 25 cm	24 - 27 cm
26 x 30 cm	ESSCS0911-1	ESMC0911-1	ESSC0911-1	22 - 25 cm	28 - 31 cm
26 x 34 cm	ESSCS0913-1	ESMC0913-1	ESSC0913-1	22 - 25 cm	32 - 35 cm
30 x 26 cm	ESSCS1109-1	ESMC1109-1	ESSC1109-1	26 - 30 cm	24 - 27 cm
30 x 30 cm	ESSCS1111-1	ESMC1111-1	ESSC1111-1	26 - 30 cm	28 - 31 cm
30 x 34 cm	ESSCS1113-1	ESMC1113-1	ESSC1113-1	26 - 30 cm	32 - 35 cm
30 x 39 cm	ESSCS1115-1	ESMC1115-1	ESSC1115-1	26 - 30 cm	36 - 40 cm
34 x 26 cm	ESSCS1309-1	ESMC1309-1	ESSC1309-1	31 - 35 cm	24 - 27 cm
34 x 30 cm	ESSCS1311-1	ESMC1311-1	ESSC1311-1	31 - 35 cm	28 - 31 cm
34 x 34 cm	ESSCS1313-1	ESMC1313-1	ESSC1313-1	31 - 35 cm	32 - 35 cm
34 x 39 cm	ESSCS1315-1	ESMC1315-1	ESSC1315-1	31 - 35 cm	36 - 40 cm
34 x 44 cm	ESSCS1317-1	ESMC1317-1	ESSC1317-1	31 - 35 cm	41 - 45 cm
39 x 30 cm	ESSCS1511-1	ESMC1511-1	ESSC1511-1	36 - 40 cm	28 - 31 cm
39 x 34 cm	ESSCS1513-1	ESMC1513-1	ESSC1513-1	36 - 40 cm	32 - 35 cm
39 x 39 cm	ESSCS1515-1	ESMC1515-1	ESSC1515-1	36 - 40 cm	36 - 40 cm
39 x 44 cm	ESSCS1517-1	ESMC1517-1	ESSC1517-1	36 - 40 cm	41 - 45 cm
39 x 49 cm	ESSCS1519-1	ESMC1519-1	ESSC1519-1	36 - 40 cm	46 - 50 cm
39 x 53 cm	ESSCS1521-1	ESMC1521-1	ESSC1521-1	36 - 40 cm	51 - 55 cm
44 x 34 cm	ESSCS1713-1	ESMC1713-1	ESSC1713-1	41 - 45 cm	32 - 35 cm
44 x 39 cm	ESSCS1715-1	ESMC1715-1	ESSC1715-1	41 - 45 cm	36 - 40 cm
44 x 44 cm	ESSCS1717-1	ESMC1717-1	ESSC1717-1	41 - 45 cm	41 - 45 cm
44 x 49 cm	ESSCS1719-1	ESMC1719-1	ESSC1719-1	41 - 45 cm	46 - 50 cm
44 x 53 cm	ESSCS1721-1	ESMC1721-1	ESSC1721-1	41 - 45 cm	51 - 55 cm
49 x 39 cm	ESSCS1915-1	ESMC1915-1	ESSC1915-1	46 - 50 cm	36 - 40 cm
49 x 44 cm	ESSCS1917-1	ESMC1917-1	ESSC1917-1	46 - 50 cm	41 - 45 cm
49 x 49 cm	ESSCS1919-1	ESMC1919-1	ESSC1919-1	46 - 50 cm	46 - 50 cm
49 x 53 cm	ESSCS1921-1	ESMC1921-1	ESSC1921-1	46 - 50 cm	51 - 55 cm
53 x 39 cm	ESSCS2115-1	ESMC2115-1	ESSC2115-1	51 - 55 cm	36 - 40 cm
53 x 44 cm	ESSCS2117-1	ESMC2117-1	ESSC2117-1	51 - 55 cm	41 - 45 cm
53 x 49 cm	ESSCS2119-1	ESMC2119-1	ESSC2119-1	51 - 55 cm	46 - 50 cm
53 x 53 cm	ESSCS2121-1	ESMC2121-1	ESSC2121-1	51 - 55 cm	51 - 55 cm

* If placed on a wheelchair, the cushion base edges may fold upwards. Hence the difference between the base measurements and recommended seat width and seat depth. Cell width for 5cm, 7.5cm and 10cm cushions is 50mm.

Covers



Standard Cover

Cover in breathable and flame resistant polyester with 4-way stretch.



Incontinence Cover

Cover in breathable and flame resistant nylon with 4-way stretch and concealed zipper.



Etac is a world-leading developer of innovative assistive devices and patient handling equipment. Since 1973, we have been committed to improving quality of life for the individual, family members and caregivers.

For the products' intended purpose and latest information, please visit www.etac.com

Etac

- +46 371 587 330
- info@etac.se
- www.etac.com

