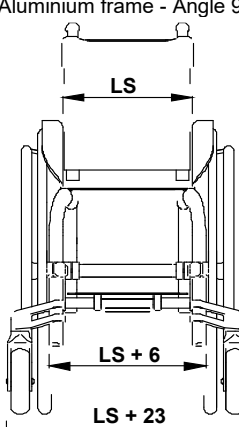
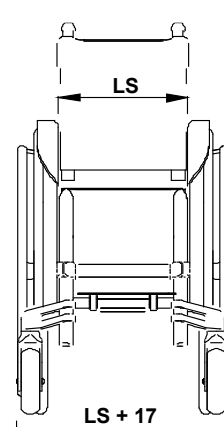
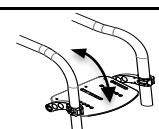



| | | |
|---|---|---|
| Date User End user wheight (kg) Language user manual | Progeo (English) Company stamp Responsible | Rigid frame wheelchair CRASH TEST APPROVED Retail price - VAT not included |
|---|---|---|

| | |
|---|---|
| Wheelchair measures - The tolerance on all the dimensions indicated and/or required is ± 10 mm | |
| Seat width (LS) <input type="checkbox"/> 24 <input type="checkbox"/> 27 <input type="checkbox"/> 30 <input type="checkbox"/> 33 <input type="checkbox"/> 36 Seat depth (PS) <input type="checkbox"/> 27,5 <input type="checkbox"/> 30 <input type="checkbox"/> 32,5 <input type="checkbox"/> 35 <input type="checkbox"/> 37,5 <input type="checkbox"/> 40 Seat depth can be increased by 2,5 or 5 cm. Footplate distance (DP) min 8 - max 39,5 (cm) ± 0.5 cm - adjustment steps 1.5cm (Real distance between seat and footplate) - IMPORTANT NOTICE! From the footplate to the floor minimum 4cm !! (Minimum Front height = DP + 4cm) Setting ☆ Standard <input type="checkbox"/> Prudential <input type="checkbox"/> Active Backrest Height (TS) Std.Value 33,5(min 29 - max 51) adjustment steps 1.5cm camber ☆ 0° <input type="checkbox"/> 2° <input type="checkbox"/> 4° | Front height (STD 45) Casters 3" (min 35 - max 51) Casters 4" (min 35 - max 52) Casters 5" (min 32 - max 52) The difference between Front Height and Footplate distance must be greater than 10cm |
| Rear height (STD 41) Rear wheels 22" (min 35 - max 45) Rear wheels 24" (min 37 - max 47) | |

| | | |
|---|--|---|
| Front frame ☆ Aluminium frame - Angle 95° | | Colour aluminium frame ☆ Bright silver <input type="checkbox"/> Opaque black <input type="checkbox"/> Bright blue <input type="checkbox"/> Bright fuchsia <input type="checkbox"/> Bright red <input type="checkbox"/> Bright lime <input type="checkbox"/> Pearl white <input type="radio"/> Opaque orange 08341 |
|  <p>☆ Frame with abduction</p> |  <p><input type="checkbox"/> Straight frame</p> | |

| | |
|---|--|
| Footplate ☆ One piece aluminium footplate - Flip-up! FLIP-UP! - rake and depth adjustable Footplate distance (min 8 - max 39,5) |  <p>11524</p> |
|---|--|

| | |
|---|---|
| Backrest with double locking (upright and folded) (with rake adjustable from -4° to +16°) ☆ Aluminium backrest ☆ Adjustable velcro straps and padded transpiring upholstery |  |
|---|---|

| | |
|---|--|
| Handle tube ☆ Tubes with standard handle <input type="radio"/> Folding handles Minimum backrest height 30,5cm Not available with: Push handles for companion |  <p>02958</p> |
|---|--|

| | |
|--|---|
| Fork colour ☆ Black <input type="radio"/> Bright silver <input type="radio"/> Pearl white <input type="radio"/> Bright red <input type="radio"/> Bright blue <input type="radio"/> Bright fuchsia <input type="radio"/> Bright lime <div style="text-align: right;">08342</div> | Colour rear wheels To be matched only with:Rear wheels Ultra-light Progeo - Standard! (22 - 24) ☆ Black <input type="radio"/> Bright silver <input type="radio"/> Pearl white <input type="radio"/> Bright red <input type="radio"/> Bright blue <input type="radio"/> Bright fuchsia <input type="radio"/> Bright lime <div style="text-align: right;">04692</div> |
|--|---|




| | | | |
|------------|-------------|------------|---------------|
| Date | Order | User | Address |
|------------|-------------|------------|---------------|

| Casters | | | |
|--|-----------------------|--|-------|
| ☆ 4" Soft | | | |
| <input type="checkbox"/> 3" Sport | | | |
| <input type="checkbox"/> 5" Soft | | | |
| <input type="radio"/> 3" Active Soft (wide) | (Aluminium alloy rim) | | 06824 |
| <input type="radio"/> 4" Active Sport (narrow) | (Aluminium alloy rim) | | 01398 |
| <input type="radio"/> 4" Active Soft (wide) | (Aluminium alloy rim) | | 03943 |
| <input type="radio"/> 5" Active Soft (wide) | (Aluminium alloy rim) | | 07518 |
| <input type="radio"/> 5" Pneumatic | | | 10844 |

| Rear wheels | | | |
|--|---|---|-------|
| ☆ 24" Ultra-light Progeo - Standard! | | | |
| <input type="checkbox"/> 22" Ultra-light Progeo - Standard! | | | |
| <input type="radio"/> 24" ULTRA-LIGHT PROGEO KEY SPORT | Weight reduction approx. 450gr. | | 04383 |
| <input type="radio"/> 24" Ultra-light "Spinergy LX" | | | 01685 |
| <input type="radio"/> 24" Ultra-light "Spinergy LXL" | <input type="checkbox"/> Black hub and white spokes | <input type="checkbox"/> Hub and spokes black | 07846 |
| <input type="radio"/> 24" Ultra-light "Spinergy Flex rim" | Integrated aluminium/rubber handrim | | 02270 |
| <input type="radio"/> 24" Off-road (aluminium handrim black) | | | 01392 |

| Rear wheel tyre | | | |
|---|-----------|-------------------------------|-------|
| ☆ High pressure tyre | (22"-24") | | |
| <input type="checkbox"/> High pressure profile tyre | (24") | | |
| <input type="radio"/> Marathon Plus | (24") | with anti-puncture protection | 01669 |
| <input type="radio"/> Anti-puncture - Colour Grey | (22") | | 04181 |
| <input type="radio"/> Anti-puncture - Colour Black | (24") | | 11083 |
| Not available with Rear wheels : 24" ULTRA-LIGHT PROGEO KEY SPORT, 24" Ultra-light "Spinergy LXL" | | | |

| Handrim | Wheel distance ☆ 3 cm <input type="checkbox"/> 4 cm | |
|--|---|-------|
| ☆ Aluminium | (22"-24") | |
| <input type="radio"/> Aluminium black SOFT-TOUCH | (24") | 09170 |
| <input type="radio"/> Chromed Steel | (24") | 01684 |
| <input type="radio"/> Titanium | (24") | 00016 |
| <input type="radio"/> Ultra Grepp | (24") | 00017 |
| <input type="radio"/> Max Grepp | (24") | 00834 |
| <input type="radio"/> Ergo Para | (24") | 00632 |
| <input type="radio"/> TOP FRICTION | (24") | 11023 |
| Oval countour with a rubber insert | | |
| <input type="radio"/> NOVA H | (24") | 11025 |
| Ergonomic black profile | | |
| <input type="radio"/> NOVA D | (24") | 11026 |
| Ergonomic profile with rubber coating (ideal for quadriplegics) | | |
| <input type="radio"/> Quad | (24") | 00693 |
| <input type="radio"/> Silicon cover for standard aluminium handrim | Available for measures (22"-24") | 04050 |

| Wheel locks | |
|---|---|
| ☆ Bent lever push to lock |  |
| <input type="checkbox"/> Straight lever push to lock |  |
| <input type="checkbox"/> Straight lever pull to lock |  |
| <input type="radio"/> Brake with extension lever push to lock | 01949 |
| <input type="radio"/> Brake with extension lever pull to lock | 03372 |

Date Order User Address

Mudguard

☆ Removable ABS mudguard

☐ Removable ABS fibre straight sideguard

☐ Removable carbon fibre mudguard

☐ Removable Carbon fibre straight sideguard



03946

03946

Armrests

☐ Tubular armrests

(Swing away, removable and height adjustable armrest)

Height assembly (to the seat): ☐ 27 ☐ 28,5 ☐ 30 ☐ 31,5 ☐ 33 ☐ 34,5 ☐ 36



04828

Removable armrest with ABS mudguard

☐ Removable armrest with ABS straight sideguard

☐ Removable armrest with carbon-fiber straight sideguard



08881

08882

SAFETY

☐ 4 points tie-down system rings

The use of a headrest during transport is mandatory
(installation must be carried out by the manufacturer)



08654

Accessories

☐ Pad for front frame protectors

07058

☐ Backrest-seat connection cloth

10241

☐ Removable storage bag (with quick coupling)

09811

Optional 1

☐ Anti-tipper with rapid hookup

(inside rotation to reduce the encumbrance)

☐ Right

☐ Left



06821

06822

Optional 2

☐ One piece Push handle for companion

(Removable and height adjustable)



08930

☐ Push handles for companion

(Removable and height adjustable)



03645

☐ Tetraclip

(Quick release axle for quadriplegic)

03947

☐ Safety pelvic belt

03972

☐ Harness

04103

☐ Lumbar support

(to insert in the backrest upholstery)

00013

☐ Swing away lateral support

Not available with: Posture backrest PHYSIO - Posture backrest A I R

☐ Right

☐ Left



02097

02098

☐ Spoke guards Black

(22"-24")

01043

☐ Spoke guards Transparent

(22"-24")

00835

☐ Spoke guards Progeo design

(22"-24")

00019

☐ Spoke guards Dragon

(22"-24")

02106

Additional Kit

☐ 24" Off-road rear wheels

Off-Road tyre - aluminium handrim (black colour)

03378

☐ 24" FAT rear wheels

FAT tyre 3" - aluminium handrim (black colour)

09357

Date Order User Address

PHYSIO - Std. Backrest upholstery not provided





Removable with quick release
Suitable for tubes with diameter 18÷26mm
Depth adjustment (4cm)
Angle adjustment ($\pm 18^\circ$)

Posture backrest KID JUNIOR VERSION

- ☐ **KID** Aluminum shell

WARNING: with this backrest the seat depth is reduced by 5 cm approx.





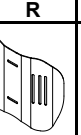
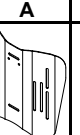

not available for seat width 24

| BACKREST HEIGHT | 29 | 34 | 40 |
|---|--|--|--|
| Shell's shape | Lateral retaining wing B=regular | | |
| | R | R | R |
|  | <input type="checkbox"/>  | <input type="checkbox"/>  | <input type="checkbox"/>  |

Posture backrest ADULT VERSION





- ☐ **AIR** Carbon shell

not available for seat width 27 - 30

| BACKREST HEIGHT | | 28 | | 34 | | 40 | |
|---|--|---|--|---|---|---|---|
| Shell's shape | | Lateral retaining wing A=high - R=regular | | | | | |
|  | | A | R | A | R | A | R |
| | |  |  |  |  |  |  |
| | | <input type="checkbox"/> | <input type="checkbox"/> | <input type="checkbox"/> | <input type="checkbox"/> | <input type="checkbox"/> | <input type="checkbox"/> |

- ☐ **POSTURE** Aluminum shell

not available for seat width 27 - 30

| BACKREST HEIGHT | 34 | 40 | 52 |
|---|--|--|--|
| Shell's shape | Lateral retaining wing B=regular | | |
| | R | R | R |
|  | <input type="checkbox"/>  | <input type="checkbox"/>  | <input type="checkbox"/>  |

Configuration DEEP with side support PAD (height adjustable)

- ☐ Alluminum lateral with padded, breathable upholstery.



Small (h 13cm)



☐ Right
10272



☐ Left
10272

Large (h 20cm)



☐ Right
10273



☐ Left
10273

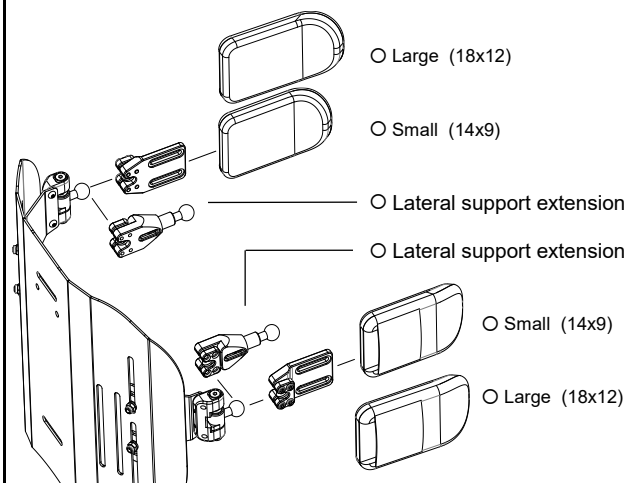
Date Order User Address

Accessories

KID AIR POSTURE

☐ SWING AWAY - Lateral support

Not available for backrest Physio AIR carbon shell
Fixing and adjustment hardware complete with protection sleeve
Alluminum lateral with padded, breathable upholstery.



☐ Large (18x12)

05647

☐ Small (14x9)

05643

☐ Lateral support extension

Quantity (number pcs).....

10271

☐ Lateral support extension

Quantity (number pcs).....

☐ Small (14x9)

05642

☐ Large (18x12)

05646

☐ Headrest adjustable - Double ball mounting system

Not available for backrest Physio AIR carbon shell

☐ Large (34x14)

☐ Small (28x14)



05648