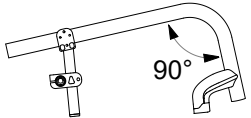

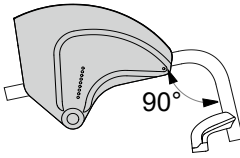




Date .....	Progeo (English)	
User .....	Company stamp	Rigid frame wheelchair
End user wheight (kg) .....		
Language user manual .....	Responsible .....	Retail price - VAT not included

<b>Wheelchair measures - The tolerance on all the dimensions indicated and/or required is <math>\pm 10</math> mm</b>			
Seat width (LS)	<input type="checkbox"/> 33 <input type="checkbox"/> 36 <input type="checkbox"/> 39 <input type="checkbox"/> 42 <input type="checkbox"/> 45 <input type="checkbox"/> 48	The seat width is measured from the outer sides of the frame, while the distance between the two side guards is 1.5 cm wider.	
Seat depth (PS)	<input type="checkbox"/> 35 <input type="checkbox"/> 37,5 <input type="checkbox"/> 40 <input type="checkbox"/> 42,5 <input type="checkbox"/> 45 <input type="checkbox"/> 47,5 <input type="checkbox"/> 50	The real seat depth, from the front part of the seat cloth to the backrest tube will be 1,5 cm more than the declared one.	
Footplate distance (DP)	..... (cm) $\pm 0.5$ cm - adjustment steps 1.5cm <b>(Real distance between seat and footplate) - IMPORTANT NOTICE! From the footplate to the floor minimum 4cm !! (Minimum Front height = DP + 4cm)</b>		
Setting	<input checked="" type="checkbox"/> Standard <input type="checkbox"/> Prudential <input type="checkbox"/> Active <input type="checkbox"/> Extreme		
Backrest Height (TS)	Std.Value 33,5 .....(min 26-max 47) adjustment steps 1.5cm		
Camber	<input checked="" type="checkbox"/> 0° <input type="checkbox"/> 2° <input type="checkbox"/> 4°		

☆ Standard rear adjustment 	☆ Carbon fibre mudguard <input type="checkbox"/> Carbon fibre Straight sideguard <input type="checkbox"/> Removable version
 08921	
<input type="checkbox"/> FULL CARBON rear adjustment plate with integrated mudguard (Lightest configuration)	
07646	
	☆ Version mudguard (AVAILABLE ONLY WITH REAR WHEELS 24") <input type="checkbox"/> Version straight sideguard

Front height - Tick the box with the required height		
The possible difference in height between HIGH frame and LOW frame is 3cm (with same fork, caster and assembly hole).		
	 <b>SPORT fork (H95)</b>	 <b>Small size fork (H115)</b>
<b>LOW FRAME 90°</b> Front height (min 44,5 - max 50) Footplate distance (min 33) <div style="border: 1px solid red; padding: 5px; margin-top: 10px; color: red;"> <b>U-TUBE Aluminium footplate</b>            Footplate distance (min 18 + max 35)            DPmax = Front height - 10cm         </div>	<b>Casters</b> 3" <input type="checkbox"/> ~45 <input type="checkbox"/> ~46 4" <input type="checkbox"/> ~46 <input type="checkbox"/> ~47 5" <input type="checkbox"/> ~48,5	<b>Casters</b> 3" <input type="checkbox"/> ~45,5 <input type="checkbox"/> ~47 4" <input type="checkbox"/> ~46,5 <input type="checkbox"/> ~48 <input type="checkbox"/> ~49 5" <input type="checkbox"/> ~49 <input type="checkbox"/> ~50
<b>HIGH FRAME 90°</b> Front height (min 47,5 - max 53) Footplate distance (min 36) <div style="border: 1px solid red; padding: 5px; margin-top: 10px; color: red;"> <b>U-TUBE Aluminium footplate</b>            Footplate distance (min 21 + max 38)            DPmax = Front height - 10cm         </div>	<b>Casters</b> 3" <input type="checkbox"/> ~48 <input type="checkbox"/> ~49 4" <input type="checkbox"/> ~49 <input type="checkbox"/> ~50 5" <input type="checkbox"/> ~51,5	<b>Casters</b> 3" <input type="checkbox"/> ~48,5 <input type="checkbox"/> ~50 4" <input type="checkbox"/> ~49,5 <input type="checkbox"/> ~51 <input type="checkbox"/> ~52 5" <input type="checkbox"/> ~52 <input type="checkbox"/> ~53

The real front-seat height could be slightly different from the chosen one considering it is affected by seat depth and rear seat height.

**Rear height** .....

- Rear wheels 22" (min 36 - max 44)
- Rear wheels 24" (min 38 - max 46)
- Rear wheels 25" (min 39 - max 47)
- Rear wheels 26" (min 41 - max 48)

The difference between Font Height and Rear Height must be in the 3 - 12 cm range.

Date ..... Order ..... User ..... Address .....

## Seat

- ☆ Seat cloth with pocket (under seat)
- ☐ Seat with tension straps 08883
- ☐ Carbon rigid seat 08336
- ☐ Pocket (under seat) [25x11x4,5] 08281

## CUSTOMIZE COLORS

### ① Frame colour

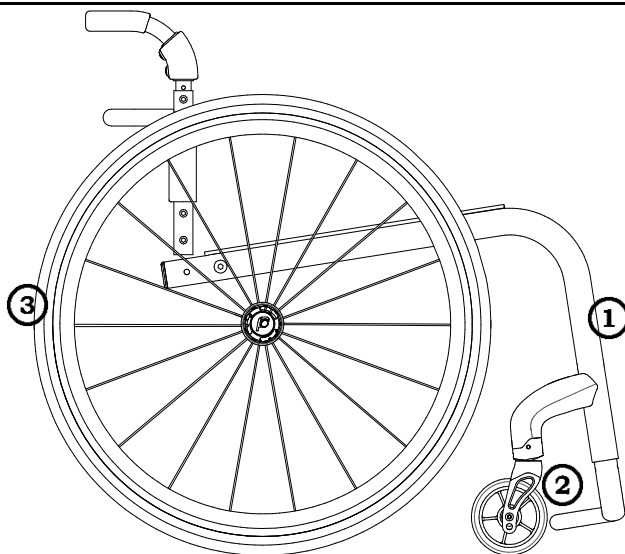
- ☐ Pearl white
- ☐ Opaque black
- ☐ Bright silver
- ☐ Bright red
- ☐ Bright blue
- ☐ Opaque orange 08341 74,00

### ② Fork colour

- ☆ Opaque black
- ☐ Bright silver
- ☐ Pearl white
- ☐ Bright red
- ☐ Bright blue
- ☐ Bright fuchsia
- ☐ Bright lime
- 08342 74,00

### ③ Colour rear wheels

- To be matched only with: Rear wheels Ultra-light Progeo - Standard! (22 - 24)
- ☆ Black
- ☐ Bright silver
- ☐ Pearl white
- ☐ Bright red
- ☐ Bright blue
- ☐ Bright fuchsia
- ☐ Bright lime
- 04692 74,00



## Rear wheels axle

- ☆ Aluminum rear wheels axle
- ☐ Carbon fiber rear wheels axle (Lightest configuration) 07647

## Backrest adjustment and fixing system

- ☆ Backrest with double locking (upright and folded) with rake adjustable from -4° to +16°
- ☐ Backrest with upright locking system ONLY (no locking when folded) with rake adjustable from -4° to +16°
- ☐ Fixed back(non-folding back) with rake adjustable from -4° to +16°

## Backrest

- ☆ Adjustable velcro straps and padded transpiring upholstery

☆ Aluminium backrest

☐ Titanium backrest

☐ Carbon fibre backrest



06811

04389

## ○ **AIR** Integrated posture backrest (NOT REMOVABLE)

Carbon shell - Lateral retaining 7,5cm  
Depth adjustment ±1cm. - Angle adjustment ±10°  
not available for seat width 48

H 28		H 34		H 40	
Backrest Height (TS) min 34 ( ..... )		Backrest Height (TS) min 38 ( ..... )		Backrest Height (TS) min 44 ( ..... )	
Lateral retaining wing A=high - R=regular					
A	R	A	R	A	R
<input type="checkbox"/>	<input type="checkbox"/>	<input type="checkbox"/>	<input type="checkbox"/>	<input type="checkbox"/>	<input type="checkbox"/>

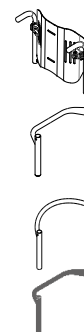
### Installation on:

☆ Backrest tubes

☐ Aluminium backrest

☐ Titanium backrest

☐ Carbon fibre backrest



06811

04389

Date ..... Order ..... User ..... Address .....

## Handle tube

☆ Tubes with standard handle

- ☐ Tubes with short handle  
☐ SPORT tubes Without push handles

☐ Carbon fibre tubes with short handle **Weight reduction approx. 110gr.**  
**Not available with: Posture backrest PHYSIO - Posture backrest A I R**

04390

☐ Folding handles **Minimum backrest height 30,5cm**  
**Not available with: Push handles for companion**



02958

## Casters

☆ 4" Soft

- ☐ 3" Sport  
☐ 5" Soft

<input type="radio"/> 3" Active Soft (wide)	(Aluminium alloy rim)	06824
<input type="radio"/> 4" Active Sport (narrow)	(Aluminium alloy rim)	01398
<input type="radio"/> 4" Active Soft (wide)	(Aluminium alloy rim)	03943
<input type="radio"/> 5" Active Soft (wide)	(Aluminium alloy rim)	07518
<input type="radio"/> 5" Pneumatic		10844

## Rear wheels

☆ 24" Ultra-light Progeo - Standard!

- ☐ 22" Ultra-light Progeo - Standard!  
☐ 25" Ultra-light Progeo - Standard!  
☐ 26" Progeo - Standard!

(colour: black)  
(colour: black)

☐ 24" ULTRA-LIGHT PROGEO KEY SPORT **Weight reduction approx. 450gr.**

04383

☐ 24" Ultra-light "Spinergy LX"

01685

☐ 24" Ultra-light "Spinergy LXL"

07846

☐ 24" Ultra-light "Spinergy Flex rim"

☐ Black hub and white spokes

☐ Hub and spokes black

02270

☐ 25" Ultra-light "Spinergy LX"

02101

☐ 25" Ultra-light "Spinergy LXL"

07847

☐ 26" Ultra-light "Spinergy LX"

02102

☐ 24" Off-road (aluminium handrim black)

01392

## Rear wheel tyre

☆ High pressure tyre (22"-24"-25"-26")

☐ High pressure profile tyre (24")

☐ Marathon Plus (24"-25") **with anti-puncture protection**

01669

☐ Anti-puncture - Colour Grey (22")

04181

☐ Anti-puncture - Colour Black (24")

11083

**Not available with Rear wheels : 24" ULTRA-LIGHT PROGEO KEY SPORT, 24" Ultra-light "Spinergy LXL"**

## Handrim

Wheel distance ☆ 3 cm □ 4 cm

☆ Aluminium (22"-24"-25"-26")

☐ Aluminium black SOFT-TOUCH (24"-25")

(24" handrim, on 25" wheel is installed with spacers)

09170

☐ Chromed Steel (24"-25")

(24" handrim, on 25" wheel is installed with spacers)

01684

☐ Titanium (24"-25")

(24" handrim, on 25" wheel is installed with spacers)

00016

☐ Ultra Grepp (24"-25")

(24" handrim, on 25" wheel is installed with spacers)

00017

☐ Max Grepp (24"-25")

(24" handrim, on 25" wheel is installed with spacers)

00834

☐ Ergo Para (24")

(24" handrim, on 25" wheel is installed with spacers)

00632

☐ TOP FRICTION (24"-25")

(24" handrim, on 25" wheel is installed with spacers)

11023

Oval countour with a rubber insert

☐ NOVA H (24"-25")

(24" handrim, on 25" wheel is installed with spacers)

11025

Ergonomic black profile

☐ NOVA D (24"-25")

(24" handrim, on 25" wheel is installed with spacers)

11026

Ergonomic profile with rubber coating (ideal for quadriplegics)

☐ SURGE LT (25")

Oval countour with a rubber insert

06427

☐ Quad (24") (24")

Available for measures (22" - 24" - 26")

00693

☐ Silicon cover for standard aluminium handrim

04050

## Wheel locks

☆ Bent lever push to lock

- ☐ Straight lever push to lock  
☐ Straight lever pull to lock

☐ Sport brake

☐ Brake with extension lever push to lock

☐ Brake with extension lever pull to lock



06428

01949

03372

Date ..... Order ..... User ..... Address .....

## Footplate

☆ Aluminium footplate. Rake not adjustable

☆ Aluminium footplate



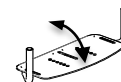
☐ with plastic plate



☐ One piece aluminium footplate - Flip-up! FLIP-BACK! - rake and depth adjustable

**IMPORTANT NOTICE! From the footplate to the floor minimum 6cm !! (Minimum Front height = DP + 4cm)**

**With 5" front wheel the difference between Front Height and Rear Height must be greater than 5cm**



09420

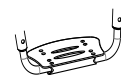
☐ Aluminium footplate - rake and depth adjustable

☆ Internal

☐ 2/3 Internal

☐ External

☐ 2/3 External

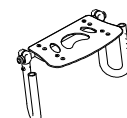


04456

☐ U-TUBE - Aluminium footplate, rake and depth adjustable

**LOW FRAME: minimum footplate distance 18 - maximum footplate distance 35**

**HIGH FRAME: minimum footplate distance 21 - maximum footplate distance 38**

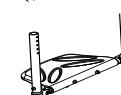


09853

☐ One piece Carbon fibre footplate. Rake adjustable

☆ Internal

☐ External



04110

## Armrests

☐ Tubular armrests

(Swing away, removable and height adjustable armrest)



00694

☐ Removable armrest with carbon-fiber straight sideguard

**Available only with: Standard rear adjustment**



09079

## Accessories

☐ Pad for front frame protectors

07058

☐ Backrest-seat connection cloth

10241

☐ Removable storage bag (with quick coupling)

09811

## Optional 1

**Only one optional devices for side can be chosen**

☐ Transit wheels

Exclude the installation of Anti-tippers



03290

☐ Anti-tipper with rapid hookup

Exclude the installation of Transit wheels  
(inside rotation to reduce the encumbrance)

☐ Right

☐ Left



06821

06822

## Optional 2

☐ Push handles for companion

(Removable and height adjustable)



03645

☐ Tetracrip

(Quick release axle for quadriplegic)

03947

☐ Safety pelvic belt

03972

☐ Harness

04103

☐ Lumbar support

(to insert in the backrest upholstery)

00013

☐ Swing away lateral support

☐ Right

☐ Left



02097

02098

**Not available with:**

**Posture backrest PHYSIO - Posture backrest A I R**

☐ Spoke guards Black

(22"-24")

01043

☐ Spoke guards Transparent

(22"-24")

00835

☐ Spoke guards Progeo design

(22"-24")

00019

☐ Spoke guards Dragon

(22"-24")

02106

## Additional Kit

☐ 24" Off-road rear wheels

Off-Road tyre - aluminium handrim (black colour)

03378

☐ 24" FAT rear wheels

FAT tyre 3" - aluminium handrim (black colour)








09357

Date ..... Order ..... User ..... Address .....

**PHYSIO - Posture backrest**  
(Std. Backrest upholstery not provided)

Removable with quick release  
Suitable for tubes with diameter 18÷26mm  
Depth adjustment (4cm)  
Angle adjustment (±18°)

- ☐ **AIR** Carbon shell  
not available for seat width 48

BACKREST HEIGHT		28		34		40	
Shell's shape		Lateral retaining wing A=high - R=regular					
7.5 cm		A	R	A	R	A	R
							
		<input type="checkbox"/>	<input type="checkbox"/>	<input type="checkbox"/>	<input type="checkbox"/>	<input type="checkbox"/>	<input type="checkbox"/>

- ☐ **POSTURE** Aluminum shell

BACKREST HEIGHT	34	40	52
Shell's shape	Lateral retaining wing B=regular		
	R	R	R
7.5 cm			
	<input type="checkbox"/>	<input type="checkbox"/>	<input type="checkbox"/>

**Configuration DEEP with side support PAD (height adjustable)**

- ☐ Aluminum lateral with padded, breathable upholstery.



Small (h 13cm)



☐ Right  
10272

42,00



☐ Left  
10272

42,00

Large (h 20cm)



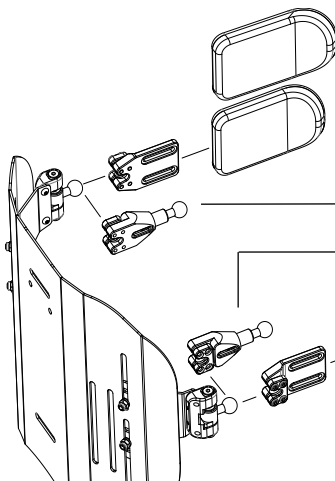
☐ Right  
10273



☐ Left  
10273

**SWING AWAY - Lateral support**

Fixing and adjustment hardware complete with protection sleeve  
Aluminum lateral with padded, breathable upholstery.



- ☐ Large (18x12)

05647

- ☐ Small (14x9)

05643

- ☐ Lateral support extension

Quantity (number pcs).....  
10271

- ☐ Lateral support extension

Quantity (number pcs).....

- ☐ Small (14x9)

05642

- ☐ Large (18x12)

05646

- ☐ Headrest adjustable - Double ball mounting system

Available only with backrest Physio  
Not available for backrest Physio AIR carbon shell



- ☐ Large (34x14)  
☐ Small (28x14)

05648

Date .....	Order .....	User .....	Address .....
------------	-------------	------------	---------------

Note

Wheelchair : Progeo JOKER R2 - Rev. 2023.4	Prices - VAT excluded to be added to the price list	Send this page only if any optional have been chosen	
		☆ standard	(supplied if no requests are indicated)
		□ on request	(without extra charge)
		○ optional	(cost to be added at the basic price)

Date ..... Order ..... User ..... Address .....

12" wheel - Motor 250W (750W maximum power)  
14" wheel - Motor 1000W (1500W maximum power)

Color display with switcher  
Maximum speed limit settable from display  
5 speed levels selectable  
10 display-selectable acceleration levels  
Adaptive Cruise Control  
  
Disc and electronic brake control lever  
Motor brake (adjustable in 10 levels from the display)  
Electronic brake with control bottom (adjustable in 10 levels from the display)  
Power regain when braking  
  
Error messages management from display (with error history)  
Rear gear beeper  
48V - 5.8 Ah battery Autonomy up to 25km  
48V - 11.6 Ah Power plus battery Autonomy up to 50km  
Battery charger 48V  
  
Rear gear  
USB port  
Easle  
Mudguard  
Front spoiler with predisposition for FULL LED light

**(Certified software)**

☐ Mototronik

10979 5.064,00



#### Handlebar

☆ STANDARD controls

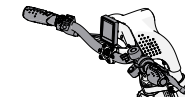
☆ Thumb accelerator and Disc and electronic brake control lever (Right)

☐ Grip throttle and Disc and electronic brake control lever

☐ Right  
☐ Left

10913 42,00  
10914 42,00



☐ QUADRIPLEGIC controls  
Handlebar PUSH&PULL



10905 517,00

☆ MOTOTRONIK 12" wheel  
Motor 250W (750W maximum power)  
Maximum speed according to law

☐ MOTOTRONIK 14" wheel  
Motor 1000W (1500W maximum power)  
Maximum speed according to law



10903 464,00

#### Battery


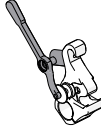

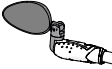

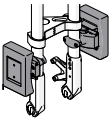
☆ 48V - 5.8 Ah battery *Autonomy up to 25 km*

☐ 48V - 11.6 Ah Power plus battery *Autonomy up to 50 km*

10904 348,00

Date ..... Order ..... User ..... Address .....

## Accessories

- |   |   |   |                |
|---|---|---|----------------|
| <input type="radio"/> Handlebar extension<br>Adjustable from 15cm up to 23cm  |    | 10907   | 200,00         |
| <input type="radio"/> Motor unit facilitated unlock lever<br>Recommended with handlebar for quadriplegic  |    | 10915   | 84,00          |
| <input type="radio"/> Additional FLY 48V - 2.9 Ah battery<br>Autonomy up to 15km<br>Approved for air transport  |   | 10906   | 633,00         |
| <input type="radio"/> FULL LED light (high intensity)<br>Integrated in the spoiler  |    | 10908   | 116,00         |
| <input type="radio"/> Rearview mirror   | <input type="radio"/> Right<br><input type="radio"/> Left                             | <br>10909<br>10909 | 42,00<br>42,00 |
| <input type="radio"/> Basket (removable) - (with KLICKfix® attachment system)   |   | 10912   | 211,00         |
| <input type="radio"/> Removable front weight - (with KLICKfix® attachment system)<br>(it increases the weight over the power wheel to improve traction) |  | 10910   | 317,00         |
| <input type="radio"/> Travel bag  |   | 10916   | 158,00         |

## Note

Wheelchair : Progeo JOKER R2 - Rev. 2023.4

Prices - VAT excluded  
to be added to the price list

Send this page only if any optional have been chosen

- |   |            |   |
|---|------------|---|
| ☆ | standard   | (supplied if no requests are indicated) |
| □ | on request | (without extra charge)                  |
| ○ | optional   | (cost to be added at the basic price)   |