



Customer Details	
Therapist Name	
Therapist Address	
Client Name	
Client Address	

Size Specific	
Small	
Medium	
Large	

BeMe Seat Core			
Code	Description	Quantity	Upholstery
150-1601	BeMe Small Seat Core		N/A
150-2601	BeMe Medium Seat Core		N/A
150-3601	BeMe Large Seat Core		N/A



Seat Core

High-Low Chassis (match seat core size)			
Code	Description	Quantity	Upholstery
150-1800-G	Small Manual (Gas Spring) High-Low Chassis		N/A
122-2710	Push Handle for Small and Medium Chassis		N/A
150-2753-G	Medium Manual (Gas Spring) High-Low Chassis		N/A
150-2766-G	Medium Pump Action (Hydraulic) High-Low Chassis		N/A
150-2768-G	Medium Pump Action (Hydraulic) Outdoor High-Low Chassis		N/A
122-2710	Push Handle for Small and Medium Chassis		N/A
150-3770-G	Large Pump Action (Hydraulic) Outdoor High-Low Chassis including Push Handle		N/A
150-3780-G	Large Electric Outdoor High-Low Chassis including Push Handle		N/A
150-818	Interface for Small BeMe Seat Core onto Medium Chassis		N/A



Small Chassis



Medium Indoor Chassis





Medium Outdoor Chassis



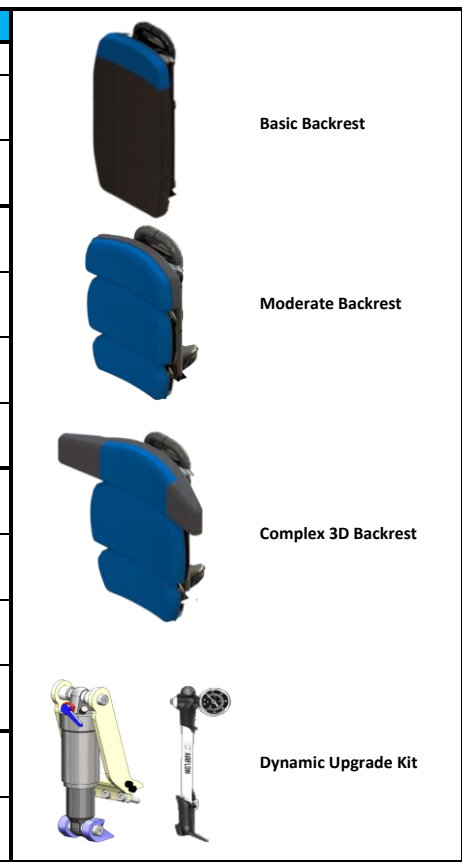
Large Chassis

Interface for Mobility Base (match seat core size)			
Code	Description	Quantity	Upholstery
150-1760	Interface for Small BeMe on to Zippie Iris, Quickie Iris, Quickie SR45		N/A
150-1771	Interface for Small BeMe on to Q300		N/A
150-2760	Interface for Medium BeMe on to Zippie Iris, Quickie Iris, Quickie SR45		N/A
150-2771	Interface for Medium BeMe on to Q300 or Q400		N/A
150-3760	Interface for Large BeMe on to Zippie Iris, Quickie Iris or Quickie SR45		N/A
150-3771	Interface for Large BeMe on to Q300 or Q400		N/A




Seat Hardware					
Code	Description	Quantity	Upholstery		
150-1637	Small Basic Seat		Required	 Basic Seat	
150-1638	Small Contoured Seat		Required		
150-2637	Medium Basic Seat		Required		
150-2639	Medium Split Seat		Required	 Split Seat	
150-2638	Medium Contoured Seat		Required		
150-4637	Medium-Long Basic Seat		Required		
150-4639	Medium-Long Split Seat		Required	 Contoured Seat	
150-4638	Medium-Long Contoured Seat		Required		
150-3637	Large Basic Seat		Required		
150-3639	Large Split Seat		Required		
150-3638	Large Contoured Seat		Required		
150-5637	Large-Long Basic Seat		Required		
150-5639	Large-Long Split Seat		Required		
150-5638	Large-Long Contoured Seat		Required		
Pelvic Belt					
Code	Description	Quantity	Upholstery		
150-1844	4-point belt Size 1		N/A	 4 Point	
150-2844	4-point belt Size 2		N/A		
150-3844	4-point belt Size 3		N/A		
150-4844	4-point belt Size 4		N/A		
117-476	Pelvic Cradle size 2		N/A	 Cradle	
117-477	Pelvic Cradle size 3		N/A		
117-478	Pelvic Cradle size 4		N/A		
117-479	Pelvic Cradle size 5		N/A		
117-480	Pelvic Cradle size 6		N/A		
			N/A		
Femoral Guide <i>(Select up to 2 on Basic seat or 4 on Split Seat)</i>					
Code	Description	Quantity	Upholstery		
150-1615	Single Femoral Gable - Small		Optional		
150-2615	Single Femoral Gable - Medium		Optional		
150-3615	Single Femoral Gable - Large		Optional		
150-4615	Single Femoral Gable - Extra Large		Optional		
150-1862	Padded Cover for Single Femoral Gable - Small		N/A		
150-2862	Padded Cover for Single Femoral Gable - Medium		N/A		
150-3862	Padded Cover for Single Femoral Gable - Large		N/A		
150-4862	Padded Cover for Single Femoral Gable - Extra Large		N/A		
Pommel <i>(Match seat core size)</i>					
Code	Description	Quantity	Upholstery		
150-1624	Pommel Small		Optional		
150-1864	Padded Cover - Pommel Small		N/A		
150-2624	Pommel Medium		Optional		
150-2864	Padded Cover - Pommel Medium		N/A		
150-3624	Pommel Large		Optional		
150-3864	Padded Cover - Pommel Large		N/A		

Backrest (does not need to match seat core size)			
Code	Description	Quantity	Upholstery
150-1625	Small Basic Backrest		Required
150-1630	Small Moderate Backrest		Required
150-2625	Medium Basic Backrest		Required
150-2630	Medium Moderate Backrest		Required
150-2633	Shoulder Wing Upgrade for Medium Moderate (Requires Complex 3D Backrest Upholstery)		Required
150-2631	Medium Complex 3D Backrest		Required
150-3625	Large Basic Backrest		Required
150-3630	Large Moderate Backrest		Required
150-3633	Shoulder Wing Upgrade for Large Moderate (Requires Complex 3D Backrest Upholstery)		Required
150-3631	Large Complex 3D Backrest		Required
150-1792	15 degree angle spacer for Moderate shoulder section		N/A
150-605	Dynamics Upgrade Kit		N/A



Hip Guides			
Code	Description	Quantity	Upholstery
150-1684	Small Hip Guide (Pair)		Included
150-2684	Medium Hip Guide (Pair)		Included
150-3684	Large Hip Guide (Pair)		Included



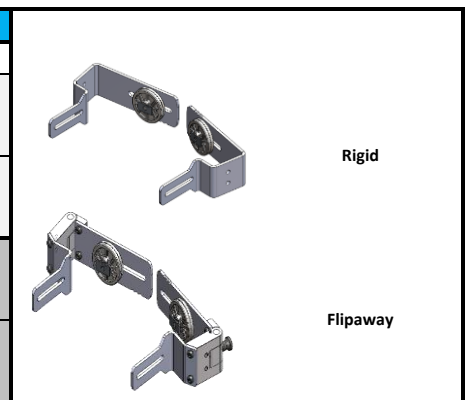
Hip Guides - Additional Longer Pads (Must Order Hip Guides)			
Code	Description	Quantity	Upholstery
150-1653	Hinged Lateral Pad Small (Pair)		Included
150-3653	Hinged Lateral Pad Large (Pair)		Included



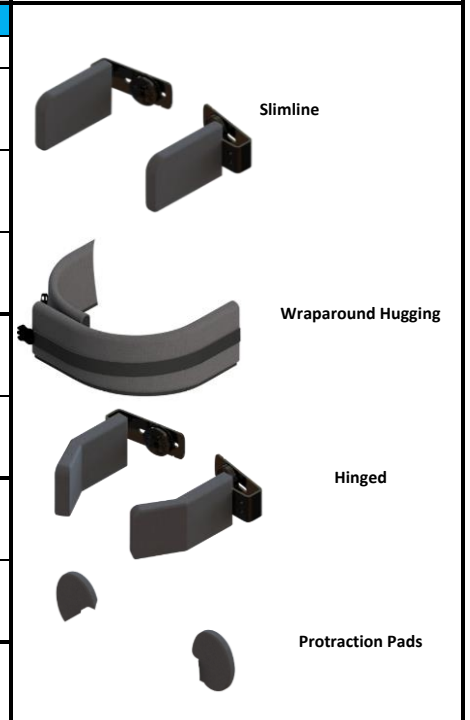
Chest Harness			
Code	Description	Quantity	Upholstery
155-N001-L600	Small Dynamic Butterfly Harness		N/A
155-N001-L601	Medium Dynamic Butterfly Harness		N/A
155-N001-L602	Large Dynamic Butterfly Harness		N/A
155-N001-L603	Extra Large Dynamic Butterfly Harness		N/A



Chest Lateral Bracket (match backrest size)			
Code	Description	Quantity	Upholstery
150-1651	Rigid Lateral Bracket for Size Small/Medium Backrests(Pair)		Included
150-1655	FlipAway Lateral Bracket for Small/Medium Backrests (Pair)		Included
150-3651	Rigid Lateral Bracket for Large Backrests (Pair)		Included
150-3655	FlipAway Lateral Bracket for Large Backrests (Pair)		Included



Chest Lateral Pad			
Code	Description	Quantity	Upholstery
150-1675	Size 1 Slimline Lateral Pads (Pair)		Included
150-2675	Size 2 Slimline Lateral Pads (Pair)		Included
150-3675	Size 3 Slimline Lateral Pads (Pair)		Included
150-1260	Small Wraparound Hugging Lateral Pads (Pair)		Included
150-2260	Medium Wraparound Hugging Lateral Pads (Pair)		Included
150-1653	Hinged Lateral Pad Small (Pair)		Included
150-3653	Hinged Lateral Pad Large (Pair)		Included
150-673	Lateral Protraction Pads (Pair)		Included



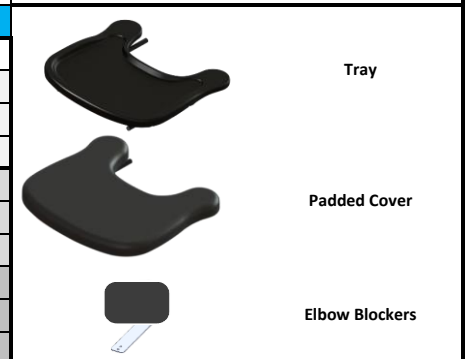
Armrest (Complete)			
Code	Description	Quantity	Upholstery
150-1642	Small Armrests (Pair)		N/A
150-2642	Large Armrests (Pair)		N/A



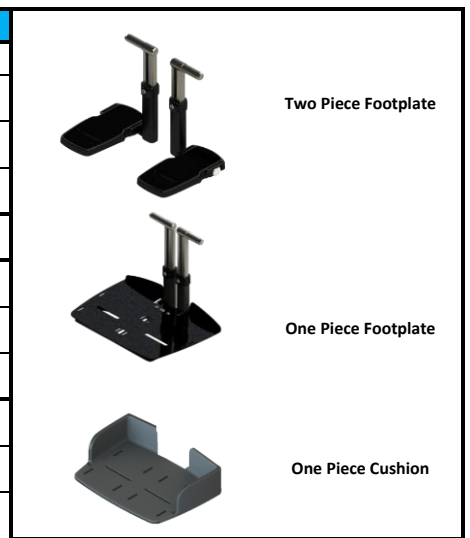
Armrest Pads (Single)			
Code	Description	Quantity	Upholstery
150-15204	Small Armrest Pad Only (Single)		N/A
150-25204	Large Armrest Pad Only (Single)		N/A



Tray (match seat core size)			
Code	Description	Quantity	Upholstery
150-1720	Size 1 Tray		N/A
150-1888	Size 1 Padded Tray Cover		N/A
150-1671	Tray Elbow Blockers for Size 1		N/A
150-2720	Size 2 Tray		N/A
150-2888	Size 2 Padded Tray Cover		N/A
117-641	Tray Elbow Blockers for Size 2		N/A
150-3720	Size 3 Tray		N/A
150-3888	Size 3 Padded Tray Cover		N/A
150-3671	Tray Elbow Blockers for Size 3		N/A










Leg Support			
Code	Description	Quantity	Upholstery
150-1689	Split Footplate Small (Left and Right)		N/A
150-2689	Split Footplate Medium (Left and Right)		N/A
150-3689	Split Footplate Large (Left and Right)		N/A
117-787	1Inch Sandal Raisers (pair) for split footplate		N/A
150-1698	One Piece Footplate - Small		Optional
150-2698	One Piece Footplate - Medium		Optional
150-3698	One Piece Footplate - Large		Optional
150-1872	Cushion for Small One-Piece Footplate		N/A
150-2872	Cushion for Medium One-Piece Footplate		N/A
150-3872	Cushion for Large One-Piece Footplate		N/A



Foot Support			
Code	Description	Quantity	Upholstery
AH01	Ankle Huggers		N/A
150-1852	Extra Small Booties		N/A
152-1600	Sandals Small		N/A
152-2600	Sandals Medium		N/A
152-3600	Sandals Large		N/A
173-2305	Small Ankle Wraps (Only with Sandals)		N/A
173-3305	Large Ankle Wraps (Only with Sandals)		N/A



BeMe Headrest				 BeMe Headrest
Code	Description	Quantity	Upholstery	
150-676	BeMe Headrest		Required	
Universal Headrest Bracket				
Code	Description	Quantity	Upholstery	
150-781	Universal Headrest Bracket (Whitmyer PRO or Leckey Headrests)		N/A	
Leckey Headrest				
Code	Description	Quantity	Upholstery	
137-699-05	Leckey Contoured Headrest		Included	
117-699-05	Leckey Contoured Occipital Headrest		Included	
117-851-05	Leckey Flat Headrest		Included	
120-893-05	Leckey Flat Headrest Laterals		Included	
Whitmyer Plush				
Code	Description	Quantity	Upholstery	
PRO-P1W	Plush Headrest, 10 Inch with 8 Inch PRO Bar		Included	
PRO-P2W	Plush Headrest, 14 Inch with 8 Inch PRO Bar		Included	
PRO-P4W	Plush Headrest, 19 Inch with 8 Inch PRO Bar		Included	
PRO-AP1L	Adjust-A-Plush Narrow Headrest with 8 Inch PRO Bar		Included	
PRO-AP2L	Adjust-A-Plush Standard Headrest with 8 Inch PRO Bar		Included	
Whitmyer Contoured Cradle				
Code	Description	Quantity	Upholstery	
PRO-CCS2	Small Contoured Cradle Head on 8 Inch PRO Bar		Included	
PRO-CCS3	Medium Contoured Cradle Head on Pro 8 Inch PRO Bar		Included	
PRO-CCS4	Large Contoured Cradle Head on 8 Inch PRO Bar		Included	
Whitmyer Heads Up				
Code	Description	Quantity	Upholstery	
PRO-HU-ISSCL-O5	Heads Up Short Infant (Size 1 - 8.3 Cm) including chin prompt		Included	
PRO-HU-SSSCL-O6	Heads Up Short Child (Size 2 - 10.1 Cm) including chin prompt		Included	
PRO-HU-MSSCL-O8	Heads Up Short Teenager (Size 3 - 11.6 Cm) including chin prompt		Included	
PRO-HU-LSSCL-O10	Heads Up Short Adult (Size 4 - 14.7 Cm) including chin prompt		Included	
PRO-HU-ITSCL	Heads Up Tall Infant (Size 1 - 8.3 Cm) including chin prompt		Included	
PRO-HU-STSCL	Heads Up Tall Child (Size 2 - 10.1 Cm) including chin prompt		Included	
PRO-HU-MTSCL	Heads Up Tall Teenager (Size 3 - 11.6 Cm) including chin prompt		Included	
PRO-HU-LTSCL	Heads Up Tall Adult (Size 4 - 14.7 Cm) including chin prompt		Included	
Whitmyer Complex				
Code	Description	Quantity	Upholstery	
PRO-3W	Paediatric S.O.F.T. Three Pad Head Support with 8" PROvertical mounting bar		Included	
PRO-4W	Small Adult S.O.F.T. Three Pad Head Support with 8" PROvertical mounting bar		Included	
PRO-1W	Adult S.O.F.T. Three Pad Head Support with 8" PROvertical mounting bar		Included	
Whitmyer Forehead Support				
Code	Description	Quantity	Upholstery	
D1010	Whitmyer Bracket for Cradle headrest to attach forehead support		Included	
DFS/3	DYNAMIC FOREHEAD ASSEMBLY - Paediatric		Included	
DFS/1	DYNAMIC FOREHEAD ASSEMBLY - Adult		Included	
D1017	DYNAMIC FOREHEAD STRAP (NEOPRENE AGAINST SKIN)		Included	
D1018	DYNAMIC FOREHEAD STRAP (TOWELLING AGAINST SKIN)		Included	
Whitmyer Bars and Accessories				
Code	Description	Quantity	Upholstery	
PRC7030	Whit 8" vertical/horizontal PRO mount		Included	
PRC7070	PRO 63mm Offset Bar		Included	
M9450	Dynamic Headrest Kit		Included	
LFC25L	Single Lateral Facial Support for 3 Pad System		Included	
LFC25-CSL	Single Lateral Facial Support for Contoured Cradle		Included	
LFC25-PLL	Single Lateral Facial Support for Plush		Included	
M5200	Swingaway System for headrests		Included	


Miscellaneous			
Code	Description	Quantity	Upholstery
150-1645	Sun/Rain Canopy for Small Backrest		N/A
150-2645	Sun/Rain Canopy for Medium Backrest		N/A
150-1790	Spacer Pair to decrease minimum seat depth on BeMe Small - 25mm		N/A
150-1791	Spacer Pair to decrease minimum seat depth on BeMe Small - 50mm		N/A
150-604	Static Plate to revert dynamic backrest to standard		N/A
150-699	Van Trolley Set (3 Trolleys + Backpack for Assessments)		N/A
150-846	Extra Padded Sleeve for Footplate Stem or Lateral Brackets		N/A



Sun/Rain Canopy

Colours	
Blue - Replace XX with 02	
Purple - Replace XX with 04	
Red - Replace XX with 09	
Grey - Replace XX with 08	

Upholstery			
Code	Description	Quantity	Colour Code
150-855-XX	BeMe Headrest Cushion and Cover		
150-1840-XX	Small Basic Seat Cushion and Cover		
150-1860-XX	Small Contoured Seat Cushion and Cover		
150-2840-XX	Medium Basic Seat Cushion and Cover		
150-2850-XX	Medium Split Seat Cushion and Cover		
150-2860-XX	Medium Contoured Seat Cushion and Cover		
150-4840-XX	Medium-Long Basic Seat Cushion and Cover		
150-4850-XX	Medium-Long Split Seat Cushion and Cover		
150-4860-XX	Medium-Long Contoured Seat Cushion and Cover		
150-3840-XX	Large Basic Seat Cushion and Cover		
150-3850-XX	Large Split Seat Cushion and Cover		
150-3860-XX	Large Contoured Seat Cushion and Cover		
150-5840-XX	Large-Long Basic Seat Cushion and Cover		
150-5850-XX	Large-Long Split Seat Cushion and Cover		
150-5860-XX	Large-Long Contoured Seat Cushion and Cover		
150-1870-XX	Small Basic Backrest Cover		
150-1800-XX	Small Moderate Backrest Cushions and Covers		
150-2870-XX	Medium Basic Backrest Cover		
150-2800-XX	Medium Moderate Backrest Cushions and Covers		
150-4800-XX	Medium Complex Backrest Cushions and Covers		
150-3870-XX	Large Basic Backrest Cover		
150-3800-XX	Large Moderate Backrest Cushions and Covers		
150-5800-XX	Large Complex Backrest Cushions and Covers		



Technical Measurements

Seat					
	Small	Medium	Large	Medium Long	Large Long
Seat Depth [mm]	170*-325	275-390	350-475	325-440	400-525
Seat Width [mm]	275	325	415	325	415
Max User Weight [kg]**	35	50	70	50	70
Backrest					
	Small	Medium	Large		
Back Height [mm]	360-470	390-520	500-650		
Back Height with Contoured Seat [mm]	370-480	400-530	475-625		
Lateral Width	130-230	200-300	225-350		
Hip Guide Width [mm]	165-230	200-260	250-350		
Backrest Angle	+10 to -25	+10 to -25	+10 to -25		
Max User Weight [kg]**	35	50	70		
Footrest					
	Small	Medium	Large		
Lower Leg length with Basic/Split Seat [mm]	185-285	280-450	290-510		
Lower Leg length with Contoured Seat [mm]	185-285	290-460	300-520		
Maximum Dorsiflexion/Plantarflexion	+/- 10 Degrees	+/- 10 Degrees	+/- 10 Degrees		
Chassis					
	Small	Medium	Large		
Maximum Weight Limit [kg] **	35	50	70		