

Hawk

Custom-built wheelchair for active use
Skræddersyet kørestol til aktiv brug

BASIC VERSION

Order form / Måleskema

User information/ Brugeroplysninger	
User name Brugernavn	
Address Adresse	
Phone / Telefon nr.	
E-mail address E-mail adresse	
Weight / Vægt	_____ kg
Size / Højde	_____ cm
<input type="checkbox"/> Only offer/ Kun tilbud	<input type="checkbox"/> Order / Ordre
Payment details / Betalingsoplysninger	
EAN nummer	
Your PO number Rekvissionsnr.	
Invoice recipient Betalr	
Phone / Telefon nr.	
E-mail address E-mail adresse	
Contact person / Kontaktperson	
Name + address Navn + adresse	
Phone / Telefon nr.	
E-mail address E-mail adresse	
Shipping information / Leveringsoplysninger	
<input type="checkbox"/>	Consultant / Konsulent
<input type="checkbox"/>	User / Brugr
<input type="checkbox"/>	Other address / Anden adresse:
Notes / Andre bemærkninger	
Consultant / Konsulent	Date / Dato



Standard Equipment

- Tailored rigid-frame wheelchair
- Fully adjustable version
- Made of 7020 T6 aluminium
- Adjustable seat and back upholstery
- Rear wheels with quick-release axles
- Max user weight 120 kg

Basisudstyr

- Skræddersyet fastramme-kørestol
- Fuldt justerbar model
- Fremstillet af 7020 T6 aluminium
- Sæde- og rygbetræk er justerbart
- Drivhjul med quick-release aksler
- Max brugervægt 120 kg

Remarks / Bemærkninger

REMARKS

- [] this combination/option is available
- this combination/option is **not** available
- ! this information is mandatory and must always be filled in

If no price is mentioned in the left column, the option is included in the price mentioned at the front page. Prices excl VAT.

For options or solutions not mentioned in this orderform contact Wolturnus A/S. See contact information at the bottom of the page.

BEMÆRK

- [] denne kombination/valg er tilgængeligt
- denne kombination/valg **ikke** er tilgængeligt
- ! denne information er nødvendig og skal altid udfyldes

Hvis der ingen pris er angivet i venstre kolonne, er valget inkluderet i prisen angivet på forsiden. Priser ekskl. moms.

For valgmuligheder / løsninger, som ikke er nævnt i dette måleskema kontakt venligst Wolturnus A/S. Se kontakt info nederst på siden.

! Frame colour (mandatory) / Rammefarve (skal udfyldes)

6190 0000 2509	[]	Black / Sort
6190 0000 3109	[]	Grey / Grå
6190 0000 2109	[]	White / Hvid

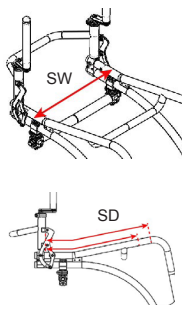
! Secondary colour (mandatory) / Sekundær farve (skal udfyldes)

Components in secondary colour: Front fork, foot rest bar, baluster for lift-off sideguards and mounting plate for folding back

Komponenter i sekundær farve: Forgaffel, fodbøjle, baluster til lift-off sidestykke samt beslag for folderyg

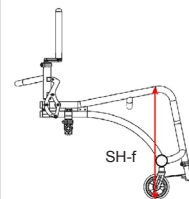
6190 0000 4001	[]	Gold / Guld	6190 0000 4006	[]	Green / Grøn
6190 0000 4003	[]	Purple / lilla	6190 0000 4007	[]	Black / Sort
6190 0000 4004	[]	Blue / Blå	6190 0000 4008	[]	Silver / Sølv
6190 0000 4005	[]	Red / Rød			

! Seat width and frame depth (mandatory) / Sædebredde og rammedybde (skal udfyldes)

		Seat width / Sædebredde (SW)							
Seat depth / Sædedybde (SD)		35	37,5	40	42,5	45	47,5	50	
Small	35-41	[]	[]	[]	[]	[]	[]	[]	
Medium	39-45	[]	[]	[]	[]	[]	[]	[]	
Large	43-50	[]	[]	[]	[]	[]	[]	[]	

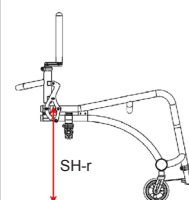
! Seat height front (mandatory) / Sædehøjde for (skal udfyldes)

		Seat height front* (SH-f) / Sædehøjde for (SH-f)																			
Front wheel / Forhjul		45	45,5	46	46,5	47	47,5	48	48,5	49	49,5	50	50,5	51	51,5	52	52,5	53	53,5	54	54,5
Small frame Smal ramme	4"	[]	-	-	[]	-	-	-	-	-	-	-	-	-	-	-	-	-	-	-	-
	5"	-	-	-	-	-	-	[]	-	[]	-	-	-	-	-	-	-	-	-	-	-
	6"	-	-	-	-	-	-	-	-	-	-	-	-	-	-	-	-	-	-	-	-
Medium frame Medium ramme	4"	-	-	-	[]	-	-	[]	-	-	-	-	-	-	-	-	-	-	-	-	-
	5"	-	-	-	-	-	-	-	-	-	[]	-	[]	-	-	-	-	-	-	-	-
	6"	-	-	-	-	-	-	-	-	-	-	-	-	-	-	[]	-	-	-	-	-
Large frame Large ramme	4"	-	-	-	-	-	-	[]	-	-	[]	-	-	-	-	-	-	-	-	-	-
	5"	-	-	-	-	-	-	-	-	-	-	-	-	-	[]	-	-	[]	-	-	-
	6"	-	-	-	-	-	-	-	-	-	-	-	-	-	-	-	-	-	-	-	[]



! Seat height rear (mandatory) / Sædehøjde bag (skal udfyldes)

		Seat height rear* (SH-r) / Sædehøjde bag (SH-r)							
Rear wheel / drivhjul		39	40,25	41,5	42,75	44	45,25	46,5	47,75
22"	[]	[]	[]	[]	[]	[]	-	-	-
24"	-	-	-	[]	[]	[]	[]	[]	-
25"	-	-	-	-	[]	[]	[]	[]	[]



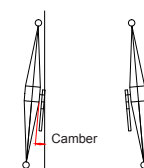
*** NOTE**

SH-f and SH-r are guidelines of heights, which we aim to meet. Though, these heights of the finished wheelchair may differ, depending on camber angle and choice of tires.

SH-f og SH-r er vejledende højder, som kan afvige på den færdige kørestol, afhængigt af cambervinkel og valg af dæktype.

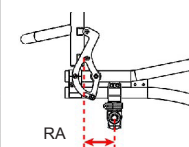
! Camber angle rear axle (mandatory) / Camber bagaksel (skal udfyldes)

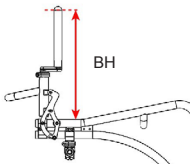
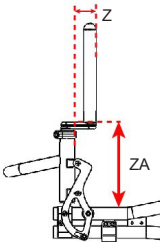
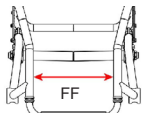
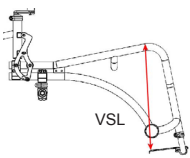
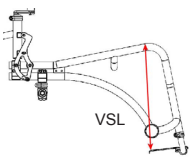
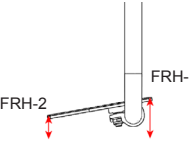
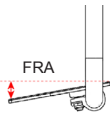
6115 0001 0001	[]	1° camber angle
6115 0003 0001	[]	3° camber angle

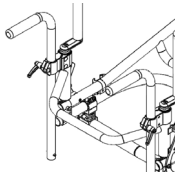
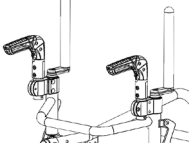
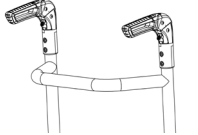


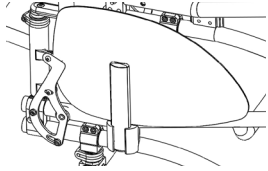
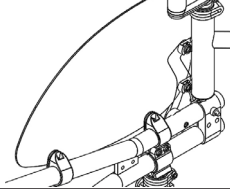
! Rear axle (mandatory) / Bagaksel (skal udfyldes)

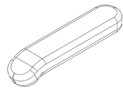
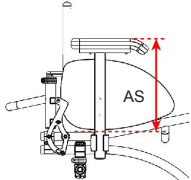
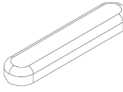

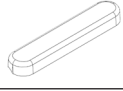
6110 0000 0001	[X]	Adjustable axle - choose RA below Justerbar bagaksel - vælg RA herunder									
	!	RA:	2 cm	3 cm	4 cm	5 cm	6 cm	7 cm	8 cm	9 cm	
			[]	[]	[]	[]	[]	[]	[]	[]	


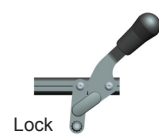

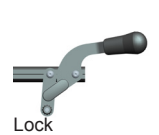







! Back system (mandatory) / Rygsystem (skal udfyldes)						
8111 ???? 1009	<input checked="" type="checkbox"/>	Folding back ± 4° (std.) Folderyg ± 4° (std.)				
	!	BH-min (std 35 cm) BH-min (std 35 cm)	_____ cm	BH-max (std 40 cm) BH-max (std 40 cm)	_____ cm	
	!	BH: Back height delivered BH: Ryghøjde ved levering _____ cm				
	<input type="checkbox"/>	Straight back Lige ryg				
1600 0000 8000	<input type="checkbox"/>	Wing Back HAWK ILSA: Integrated multi-adjustable back support Wing Back HAWK ILSA: Integreret multijusterbar rygstøtte				
	!	<input type="checkbox"/> Z: 3 cm <input type="checkbox"/> Z: 5 cm <input type="checkbox"/> Z: 7 cm				
	!	ZA: Height from seat tube to start bend Wing Back (std 19 cm) ZA: Højde fra sæderør til start buk på Wing Back (std 19 cm) _____ cm				
! Front frame / Forramme						
6120 00?? 0009	<input checked="" type="checkbox"/>	FF: U-V front frame FF: U-V forramme				
! Footrest height adjustable (mandatory) / Fodstøtte højdejusterbar (skal udfyldes)						
6145 00?? 0001	<input type="checkbox"/>	VSL: Front of seat upholstery to rear edge of footrest VSL: Forkant sædedug til bagerste kant af fodplade				
		std. 39 to 45 cm _____ cm				
8219 ???? 1200	<input checked="" type="checkbox"/>	Footrest with angle adjustable foot plate depth 15 cm (rubber coated) Fodbøjle m/vinkeljusterbar fodplade dybde 15 cm (gummibelagt)				
If both VSL and FRH is filled in, VSL will be leading. Hvis både VSL og FRH er udfyldt, vil VSL være styrende.	<input type="checkbox"/>	FRH: Height of footrest (Alternative to VSL) FRH: Fodstøtte højde (Alternativ til VSL)	FRH-1: Front / Foran _____ cm	FRH-2: Rear / bag _____ cm		
	<input type="checkbox"/>	FRA: Angle of foot rest in cm topside back to front FRA: Hældning på fodstøtte i cm overside bag-for			<div style="display: flex; justify-content: space-around; font-size: small;"> 0 cm 1 cm 1,5 cm 2 cm 2,5 cm 3 cm </div> <div style="display: flex; justify-content: space-around;"> <input type="checkbox"/> <input type="checkbox"/> <input type="checkbox"/> <input type="checkbox"/> <input type="checkbox"/> <input type="checkbox"/> </div>	

Push handles / Skubbehåndtag			[] NO / NEJ
1600 0001 8000	[]	Height adjustable push handles <i>højdejusterbare skubbehåndtag</i>	
1600 0001 8020	[]	Foldable push handles mounted on consol with offset from back tubes <i>Foldbare skubbehåndtag monteret på konsol bagved rygør</i>	
1600 0001 8010	[]	Foldable push handles mounted back tubes <i>Foldbare skubbehåndtag monteret på rygør</i>	

Sideguards (not possible with armrest) / Sidestykker (ikke muligt med armlæn)			[] NO / NEJ
Attachment system/ Fastgørelsesystem			
		Lift-off <i>Aftagelige ved løft</i>	Foldable on seat <i>Foldbar ind i sæde</i>
			
Sideguard / Sidestykke		???? ???? 0006	???? ???? 0004
8810 0010 000?	Dibond (standard) <i>Dibond (standard)</i>	[]	[]
1600 0001 60?0	Carbon <i>Carbon</i>	[]	[]
1600 0001 60?0	Carbon w. mudguard <i>Carbon m. stønkskærm</i>	[]	[]
1600 0001 60?0	Aluminium <i>Aluminium</i>	[]	[]
1600 0001 6060	[]	Thermal protection for sideguards (3 mm) <i>Isoleringsplade til sidestykker (3 mm)</i>	

Armrest with ABS sideguards / Armlæn med ABS sidestykker			[] NO / NEJ	
1600 0002 9070	[]	Armrest with ABS sideguards <i>Armlæn med ABS sidestykker</i>		
1600 0002 9000	[]	23,5 cm Armrest pad, short <i>23,5 cm Armlænsplade, kort</i>		
1600 0002 9010	[]	23,5 cm Armrest pad, staggered 2 cm <i>23,5 cm Armlænsplade forskudt 2 cm</i>		
1600 0002 9020	[]	27,5 cm Armrest pad <i>27,5 cm Armlænsplade</i>		
1600 0002 9030	[]	27 cm Armrest pad, staggered 2 cm <i>27 cm Armlænsplade, forskudt 2 cm</i>		
	!	AS: Height from seat tube to top of armrest <i>AS: Højde fra sæderør til top af armlæn</i>	_____ cm	

Wheel locks (recommended choice) / Bremser (anbefalet valg)			[] NO / NEJ	
8851 1010 1001	[]	Push-action wheel locks <i>Skubbeaktiverede bremser</i>		
8851 1010 1003	[]	Push-action wheel locks, bended handles (horizontal) <i>Skubbeaktiverede bremser, håndtag med knæk (vandret)</i>		
1600 0001 7000	[]	Push-action wheel locks (fibre plastic) <i>Skubbeaktiverede bremser (fiberplastik)</i>		
1600 0001 7010	[]	Scissor wheel locks <i>Saksebremse</i>		
1600 0001 7020	[]	Scissor wheel locks small (fibre plastic) <i>Saksebremse lille (fiberplastik)</i>		
1600 0001 7030	[]	Extensions for handles of the wheel locks (only for brakes with straight handles, right + left) <i>Forlængere til bremsehåndtag (kun til bremser med lige håndtag, højre + venstre)</i>		

Anti-tipper (recommended choice) / Tipsikring (anbefalet valg)			[] NO / NEJ	
1600 0001 9000	[]	Wing anti-tippers - Right / <i>Svingbar tipsikring - Højre</i>		
1600 0001 9010	[]	Wing anti-tippers - Left / <i>Svingbar tipsikring - Venstre</i>		

Accessories / Tilbehør				[] NO / NEJ
1600 0002 80?0	[]	Frame protectors <i>Rammebeskyttere</i>	[] Front tubes <i>Forramme</i>	[] Backrest tubes <i>Rygbøjle</i>
1600 0002 70?0	[]	Bag for catheter etc. (can be fixed under the seat) <i>Taske til kateter mm. (kan fastgøres under sædet)</i>		[] Small [] Large
1600 0002 5000	[]	4 point strap fastening fittings <i>4-punkt selebespændingsbeslag</i>		
1600 0002 7020	[]	Wolturnus backpack <i>Wolturnus rygsæk</i>		
1600 0000 5000	[]	Mounting for Batec auxiliary motor - instal subsequently <i>Baslag for Batec hjælpemotor - eftermontering</i>		
1600 0000 9000	[]	Ekstra welded footrest for freewheel mounting <i>Ekstra svejst fodstøtte for montering af freewheel</i>		

Front wheels (Castors) / Forhjul		[] NO / NEJ
8600 1010 20??	[]	Fiber plast front wheel, 34 mm wide <i>Fiberplast forhjul, 34 mm bred</i>
		[] Black / Sort [] Blue / Blå [] Red / Rød [] White / Hvid [] Silver / Sølv
		NB 5" and 6" is only available in black / NB 5" og 6" fåes kun i sort
1600 0001 4000	[]	Anti hair cap for fiber plast wheels <i>Anti-hår cap til fiberplasthjul</i>
1600 0001 4010	[]	Froglegs alu front wheel 35 mm width (incl. anti-hair cap) <i>Froglegs alu forhjul 35 mm bred (inkl anti-hår cap)</i>
		[] Black / Sort [] Silver / Sølv [] Blue / Blå [] Green / Grøn [] Red / Rød
		[] Orange / Orange [] Yellow / Gul [] Purple / Lilla [] Pink / Pink
		NB 5" is only available in black, blue, red, and white / 5" fåes kun i sort, blå, rød og hvid NB 6" is only available in black / 6" fåes kun i sort

Rear Wheels / Drivhjul				[] NO / NEJ	
			22"	24"	25"
8510 2?10 1009		Spoke Wheels (default) <i>Egerhjul kryds (standard)</i>	[]	[]	[]
1600 0001 0000		Spinergy 12 spokes LX <i>Spinergy 12 eger LX</i>	-	[]	[]
1600 0001 0010		Spinergy 18 spokes L <i>Spinergy 18 eger L</i>	-	[]	[]
		Colour Spinergy spokes / Farve Spinergy eger			
		[] Std. [] [] [] [] [] [] [] []			
		Black/Sort Blue/Blå White/Hvid Red/Rød Orange Yellow/Gul Pink/Pink Green/Grøn			
1600 0001 0030		Softwheel Acrobat			
		[] A [] M Stage [] 1 [] 2 [] 3 [] 4 [] 5	-	[]	[]
1600 0001 0020	[]	Consol for mounting E-motion wheels (not incl. wheels) <i>Konsol til montering af E-motion hjul (hjul ikke inkl.)</i>			

Tyres / Dæk				[] NO / NEJ	
			22"	24"	25"
9662 ???? 00??		Standard tires, grey 1" <i>Standarddæk, grå, 1"</i>	[]	[]	[]
1600 0001 2000		Schwalbe Marathon, black, 1" <i>Schwalbe Marathon, sort, 1"</i>	[]	[]	[]
1600 0001 2010		Schwalbe Marathon, grey, 1" <i>Schwalbe Marathon, grå, 1"</i>	-	[]	[]
1600 0001 2020		Solid tire, grey, 1" <i>Fast dæk, grå, 1"</i>	-	[]	-

Pushrims / Drivringe		[] NO / NEJ		
		22"	24"	25"
Mounting Montering	<input type="checkbox"/> Short / Kort (default) <input type="checkbox"/> Long / Lang			
8551 2210 2009	Alu pushrims (default) Alu drivringe (standard)	[]	[]	[]
1600 0001 1000	Titan pushrims Ø 19 Titan drivringe Ø 19	[]	[]	[]
1600 0001 1010	High friction pushrims Friktionsdrivringe	-	[]	[]
1600 0001 1020	Carbolife Gekko Carbolife Gekko	-	[]	[]
8561 2410 0001	Plastic pushrims Plastikdrivring	[]	[]	-
8550 2210 3009	Steel pushrims Ståldrivringe	[]	[]	[]
1600 0001 1030	Maxgrepp Ergo Para cp Maxgrepp Ergo Para cp	[]	[]	-
1600 0001 1040	Curve L TG (friction) Curve L TG (friktion)	-	[]	[]
1600 0001 1070	B-Braver B-braver	<input type="checkbox"/> Orange	<input type="checkbox"/> Black / Sort	<input type="checkbox"/> White / Hvid

Spoke guards / Egerbeskytter		[] NO / NEJ		
		22"	24"	25"
1600 0001 3000	TRANSPARENT	[]	[]	[]
For spoke guards with image contact Wolturnus A/S For egerbeskytter med motiv kontakt Wolturnus A/S				