



Invacare® Rea® AB
 Box 200 S-343 75 DÖ, Sweden
 Tel. +46(0)4762535 00.
 Telefax +46(0)476535 98.

**Manual Wheelchairs
 Local Prescription Form**
 LPFS3REA-Azalea-080701

Created/Modified by: Mari Haugen

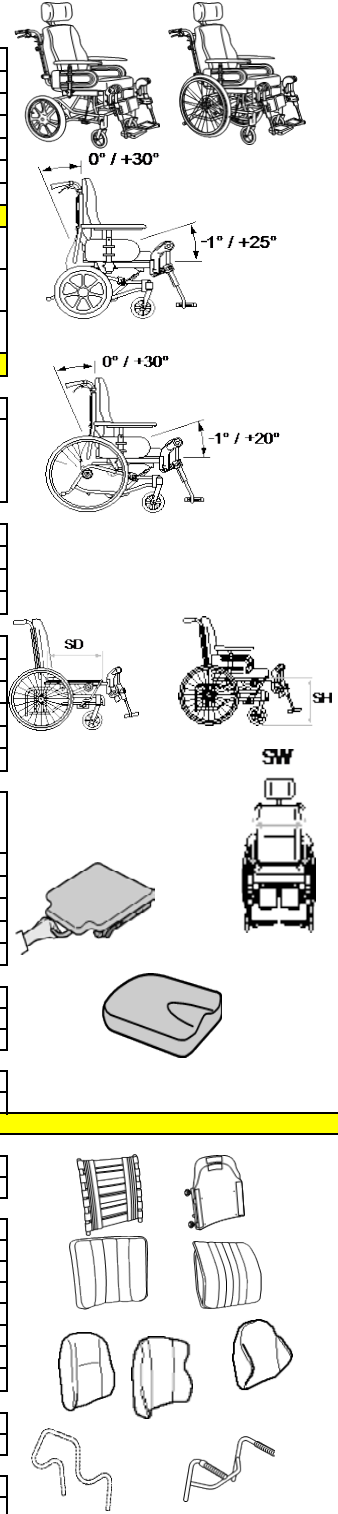
Rea® Azalea

Customer Name :
 Dealer :
 Account No :
 Address :
 Tel No :
 Delivery address :
 Order No :
 Order Qty :

OR DEALER STAMP

please make your selection with a cross in the box = Standard feature (NC9999) non conformance with option 9999

→ Customer weight = 135 Kg		
Code	Description	NC
BNA0010	Rea Azalea	
BNA0012	Azalea Assist (Only for France)	0025; 0030
BNA0015	Rea Azalea Assist SP (only for UK and Ireland)	0020
BNA0018	Rea Azalea Assist TR (only for UK and Ireland)	0025;0030
BNA8000	Special	
PROPULSION TYPE		
BNA0020	Equipped with 16" transit wheels inc. hub brakes	0110; 1070; 1085; 1095; 1100; 1110; 1120; 1130; 1140
BNA0025	Equipped with 24"/ 22" selfpropelling wheels inc. tyre brakes	0075; 0605; 0635
BNA0030	Equipped with 24"/ 22" selfpropelling wheels inc. assistant hub brakes	0075; 0605; 0635
SEAT DIMENSIONS		
ALTERNATIVE SEAT MODELS		
BNA0036	Tall (+5cm in seat height-depth and chassi length)	0038;0095;0100; 0110; 0120;0140
BNA0037	Minor (-5 cm in seat depth and -3 cm in chassi length)	0040;0050;0060;0100;0105;0125;0140;0170;0220;0230;0240;0260;0270;0280;0290;0330;0360;0370;0400;0450;0930;0940;1000;1010;1020;1035;1230;1250
SEAT WIDTH		
BNA0038	34 cm (Minor)	
BNA0040	39cm (Small chassis)	1205
BNA0050	44cm (Medium chassis)	1205
BNA0060	49cm (Large chassis)	1205
SEAT WIDTH EXTENSION (PRE ADJUSTMENT)		
BNA0065	+ 5 cm	0110
BNA0075	+ 10 cm (only 16" rear wheels)	0110
SEAT DEPTH		
BNA0095	38-45 cm (Azalea Minor)	
BNA0100	43-50 cm	0125
BNA0105	48-55 cm (Azalea Tall - incl chassis extension)	
SEAT HEIGHT		
BNA0110	40 cm. Not to combine with 200 mm castors and long footrest tubes.	0370; 0510; 0520; 0530; 0570; 0580; 0590; 1000; 1010; 1020; 1035; 1060; 1065
BNA0120	45 cm.	1050
BNA0125	50 cm (Azalea Tall)	0970; 0980; 0990; 1050
SEAT TYPE		
BNA0130	Depth adjustable	
BNA0140	Sliding seat	0720
SEAT CUSHION		
BNA0165	Cushion Fioshape	
BNA0170	Cushion Vicair Multifunctional (black)	0190; 0200
BNA0180	Without seat cushion	
SEAT UPHOLSTERY		
BNA0190	Grey plush TR32	
BNA0200	Grey dartex TR23	
BACKREST		
BACKREST TYPE		
BNA0210	Backrest, plate	0230; 0240
BNA0220	Backrest, tension adjustable	
BACKREST COVER/ CUSHION		
BNA0230	Cover, Thin 04 (plush)	0320
BNA0240	Cover, Lateral 05	
BNA0250	Cushion, Laguna (lateral support)	
BNA0260	Cushion, Mistral 2 (waist support)	0840; 0850; 0860; 0870
BNA0270	Cushion, Passad 2 (shoulder support)	
BNA0280	Cushion, Shoulder High 05 (dartex)	0310
BNA0290	Cushion, Vicair Multifunctional (black)	0310; 0320; 0840; 0850; 0860; 0870
BNA0300	Without backrest cover/ cushion	
BACKREST UPHOLSTERY		
BNA0310	Grey plush TR32	
BNA0320	Grey dartex TR23	
PUSHHANDLES		
BNA0330	Pushbar	
BNA0340	Push handles braced	



SEATING

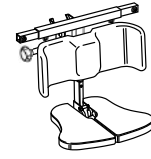
SEAT TILT AND BACKREST REGULATION TYPE

BNA0350	Assistant operated gas piston seat and backrest tilt.		
BNA0360	Electrical operated seat and backrest tilt.		

LEGRESTS / FOOTRESTS

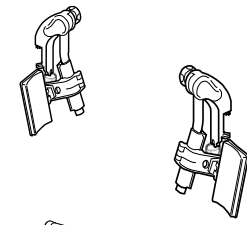
CENTRAL LEGRESTS TYPE

BNA0370	Central legrest, incl calfpad and footrest. Not to combine with separate footrest lower parts, abduction cushion, footplate extender and clinic kit.	0380; 0390; 0400; 0410; 0420; 0430; 0440; 0450; 0460; 0470; 0475; 0480; 0490; 0500; 0510; 0520; 0530; 0540; 0550; 0560; 0570; 0580; 0590; 0720; 0930; 0940; 1290	
---------	------------------------------------------------------------------------------------------------------------------------------------------------------	------------------------------------------------------------------------------------------------------------------------------------------------------------------	--



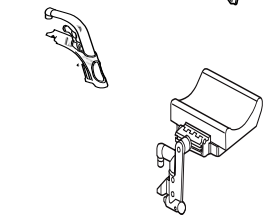
LEGRESTS / HANGERS LH TYPE

BNA0380	Hanger angle adjustable - alu 2003 LH. With knee pad and calf support		
BNA0390	Hanger fixed 80 deg, swing in swing out - alu 2003, LH		
BNA0400	Hanger fixed 90 deg, swing in swing out - alu 2003, LH	0480; 0500; 0510; 0520; 0530; 0930; 0950; 1000; 1010; 1020; 1035	
BNA0410	Legrest amputee - alu 2003 LH	0475; 0480; 0490; 0500; 0510; 0520; 0530; 0930	
BNA0420	Without legrest, LH	0475; 0480; 0490; 0500; 0510; 0520; 0530; 0930	



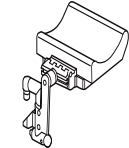
LEGRESTS / HANGERS RH TYPE

BNA0430	Hanger angle adjustable - alu 2003 RH. With knee pad and calf support		
BNA0440	Hanger fixed 80 deg, swing in swing out - alu 2003, RH		
BNA0450	Hanger fixed 90 deg, swing in swing out - alu 2003, RH	0540; 0560; 0570; 0580; 0590; 0940; 0950; 1000; 1010; 1020; 1035	
BNA0460	Legrest amputee - alu 2003 RH	0940	
BNA0470	Without legrest, RH	0475; 0540; 0550; 0560; 0570; 0580; 0590; 0940	



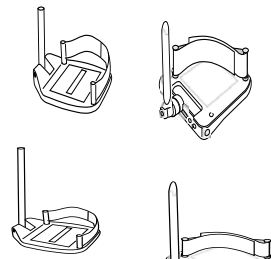
FOOTRESTS ONE PIECE

BNA0475	Footrest one piece depth and angle adjustable with calf strap.	0480; 0490; 0500; 0510; 0520; 0530; 0540; 0550; 0560; 0570; 0580; 0590; 0930; 0940	
---------	----------------------------------------------------------------	------------------------------------------------------------------------------------	--



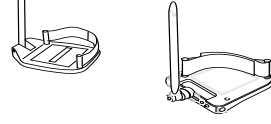
FOOTRESTS LH TYPE

BNA0480	Footrest lower part, fixed with short tube and heel strap, LH. Not to combine with footplate extender.	0930	
BNA0490	Footrest lower part, depth and angle adjustable with short		
BNA0500	Footrest lower part, angle adjustable with short tube and heel strap, LH	0930	
BNA0510	Footrest lower part, fixed with long tube and heel strap, LH. Not to combine with footplate extender.	0930	
BNA0520	Footrest lower part, depth and angle adjustable with long tube and heel strap, LH		
BNA0530	Footrest lower part, angle adjustable with long tube and heel strap, LH	0930	



FOOTRESTS RH TYPE

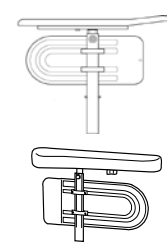
BNA0540	Footrest lower part, fixed with short tube and heel strap, RH.	0940	
BNA0550	Footrest lower part, depth and angle adjustable with short tube and heel strap, RH		
BNA0560	Footrest lower part, angle adjustable with short tube and heel strap, RH	0940	
BNA0570	Footrest lower part, fixed with long tube and heel strap, RH. Not to combine with footplate extender.	0940	
BNA0580	Footrest lower part, depth and angle adjustable with long tube and heel strap, RH		
BNA0590	Footrest lower part, angle adjustable with long tube and heel strap, RH	0940	



ARMRESTS

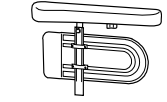
ARMRESTS LH TYPE

BNA0600	Height adjustable, standard pad, LH	1240	
BNA0605	Height adjustable, wide pad, LH (to be combined with 16" rearwheels only)		
BNA0610	Height adjustable padded, LH. Not possible to combine with standard table.	0680; 0690; 1230; 1250; 1260	
BNA0615	Hemiplegic armrests, LH. Not to combine with table accessories	1230; 1240; 1250; 1260	
BNA0620	Without armrest, LH	0680; 0690; 1230; 1240; 1250; 1260	

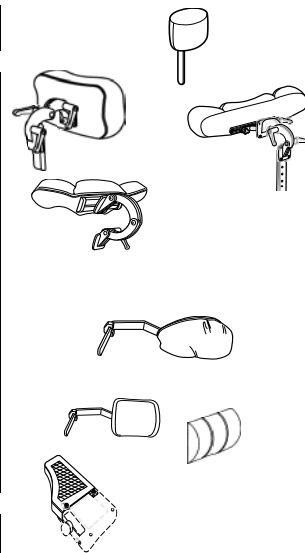


ARMRESTS RH TYPE


BNA0630	Height adjustable, standard pad, RH	1240	
BNA0635	Height adjustable, wide pad RH (to be combined with 16" rearwheels only)		
BNA0640	Height adjustable padded, RH. Not possible to combine with	0680; 0690; 1230; 1250; 1260	
BNA0645	Hemiplegic armrests, RH. Not to combine with table accessories	1230; 1240; 1250; 1260	
BNA0650	Without armrest, RH	0680; 0690; 1230; 1240; 1250; 1260	



SEATING OPTIONS			
ARMREST OPTIONS			
BNA0680	Side support cover		
BNA0690	Cushion to side support cover		
SEAT OPTIONS			
BNA0710	Incontinence cover		
BNA0720	Abduction cushion		
BACKREST OPTIONS			
BNA0730	Headrest, sidewise adjustable		
BNA0750	Headrest with cheek support, sidewise adjustable		
BNA0770	Neckrest		
BNA0790	Handles clinic kit for head-/neckrest		
BNA0800	Trunk support multi adjustable with standard arm (LH)		
BNA0810	Trunk support multi adjustable with standard arm (RH)		
BNA0820	Trunk support multi adjustable with extended arm in height (LH)		
BNA0830	Trunk support multi adjustable with extended arm in height (RH)		
BNA0840	Trunk support with standard arm (LH)		
BNA0850	Trunk support with standard arm (RH)		
BNA0860	Trunk support with extended arm in height (LH)		
BNA0870	Trunk support with extended arm in height (RH)		
BNA0880	Trunk support swingaway (LH)		
BNA0890	Trunk support swingaway (RH)		
BNA0900	Trunk support attachment		
BNA0910	Lumbar support cushion		
BNA0920	Wedges (one pair)		
LEGREST OPTIONS			
BNA0930	Footplate extender LH		
BNA0940	Footplate extender RH		



CHASSIS			
CHASSIS SAFETY			
BNA0950	Chassis extender, castors 5cm forward.		
CASTOR ATTACHMENT TYPE			
BNA0960	Fixed		
FRONT CASTORS			
BNA0970	140x37 soft		
BNA0980	150x27 medium hard		
BNA0990	150x30 soft		
BNA1000	200x27 medium hard		
BNA1010	200x30 soft		
BNA1020	200x32 pneumatic		
BNA1035	200x45 medium hard		
REAR WHEEL ATTACHMENT TYPE			
BNA1040	QR		
REAR WHEELS SIZE/TYPE			
BNA1050	22". Not to combine with handrim stainless, foam coated (21") and black grip	1110; 1130; 1140	
BNA1060	24" Standard rear wheels		
BNA1065	24" Basic rear wheels	1070; 1085; 1095; 1110; 1120; 1130; 1140; 1150	
TYRE TYPE			
BNA1070	Pneumatic non marking		
BNA1080	Pneumatic profiled		
BNA1085	Punctureproof		
BNA1090	Tyres solid		
BNA1095	Low profile		
HANDRIM TYPE			
BNA1100	Aluminium		
BNA1110	Stainless		
BNA1120	Plastic coated		
BNA1130	Foam coated (21")		
BNA1140	Black grip		
BNA1150	Without handrim, no clips		



WHEEL OPTIONS			
SPOKEGUARD			
BNA1160	Frost		
SAFETY			
BRAKE TYPE			
BNA1170	User maneuvered tyre brakes		
SAFETY OPTIONS			
BNA1200	Pelvic belt		
BNA1205	Harness H type		
BNA1210	Auto lock for armrests		
BNA1220	Reflectors kit (wheels and chassis)		



ACCESSORIES			
BNA1230	Table tray incl mounting kit	1260	
BNA1240	Swing away table (to fit on padded armrest)	1260	
BNA1250	Locking device for table tray	1260	
BNA1260	Mounting kit for table (if ordered separately)		
BNA1270	Pump		
BNA1280	Cane holder		
BNA1290	Clinic kit		
SPECIALS			
BNA8010	Special Comment		
FREIGHT & PRICE			
PACKAGING			
FREIGHT PRICE			
TOTAL PRICE			

