

immedia[®]
a part of Etac



Immedia Manual Transfer System

etac[®]

Etac creates possibilities

Etac's core values are Scandinavian design, innovation and technology. For more than forty years, Etac has developed products and services that creates possibilities for users and caregivers. During the last decade Etac has grown the product portfolio through several acquisitions.

Today we can offer a wide range of solutions for mobility with manual and power wheelchairs, advanced seating solutions, solutions for patient transfer and vital solutions needed for everyday life including classic products for bathing and toilet. We also provide a world-class state of the art range of solutions for pediatric use. All our products are developed in close cooperation with rehab professionals, industrial designers and users. The result is ergonomic design and high quality products that are unique in the market.

DURABILITY AND QUALITY

All our products have one thing in common – they are the best in terms of quality, simplicity, function, reliability and design that the market has to offer. Our commitment to provide the best in quality and innovation has positioned Etac as the brand of today and of the future.

SAFETY IN EVERY DETAIL

Every product detail is designed to ensure well-being and safety. Etac provides safe solutions, which give a high sense of comfort and functionality. We strive to retain the cutting edge in design and function. Our vision is that everyone should be able to live a free and independent life and pursue their dreams regardless of any physical circumstances.

Welcome to the world of Etac, where Immedia is an important part!

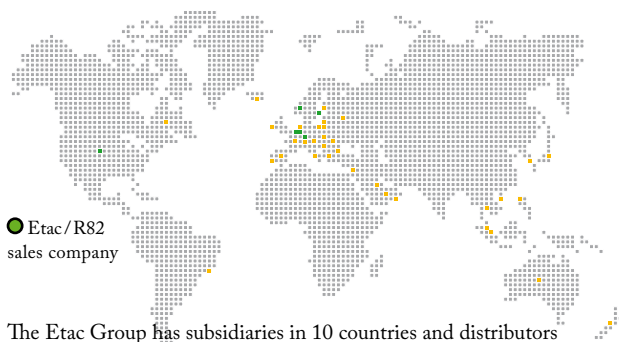


Torben Helbo
CEO, Etac AB

“All our products are developed in close cooperation with rehab professionals, industrial designers and users.”



CREATING POSSIBILITIES WORLDWIDE



● Etac/R82 sales company

The Etac Group has subsidiaries in 10 countries and distributors in more than 45 countries spread over most of the globe, ensuring personal support – even after the product has been delivered.

ENVIRONMENTAL CONSIDERATION

We strive to keep our production as environmentally friendly as possible. Materials are selected and products designed with recycling in mind. We aim to minimize use of materials and to optimise packaging for shipping and handling.

ETAC EDUCATION

Learn more about our products and improve your assessment skills! We provide product training, clinical applications and seminars related to our product ranges. Our educational managers are product specialists with long clinical experience.

For more information visit etac.com or contact your local Etac representative.

Quality provides security

Caregiving takes place in a large variety of environments. Private homes, rehab clinics, nursing homes and acute care hospitals are some examples. We are convinced that the sense of security and well-being makes care more effective. It also saves time in terms of work and provides a better communication between care recipient and caregiver.

FUNCTION THAT FACILITATES

In the 70's Etac* became the first in the field to cooperate with industrial designers to reform products for home care. Functional products that facilitate bathroom activities took form and products for kitchen and dressing shortly followed. Ten years later, a Swedish pioneer, using a wheelchair himself, presented a new innovative generation of wheelchairs within Etac that soon became a core part of our product portfolio. Since 2004 Etac has grown through several acquisitions, HandPro, Immedia, Molift and the latest acquisition in 2011 being R82. All these companies share the history of being founded by entrepreneurs with a strong product passion. All our product developers today are highly committed to the same spirit.

HIGH TECHNOLOGY FOR THE CARE FIELD

Today we have both manual and power wheelchairs with high technology functions. Etac has also included mechanical and manual transfer products which are very much appreciated and important in the care field. We offer a large assortment of pediatric products and a wide range of accessoires. For more specific information of our product ranges see page 54–55 and etac.com.



WINNING DESIGN FOR FOUR DECADES

Etac products are developed in close cooperation with industrial designers, rehab staff and users. This has resulted in an ergonomic design and quality that is unique in the market. A distinguished confirmation that we have succeeded are all design awards we have received, both Scandinavian and international.



Reddot



Good Design Award



Excellent Swedish Design



Award for Design Excellence

ETAC CREATES POSSIBILITIES SINCE 1973

- 2013 Etac launches Molift Air, Molift RgoSlings, Etac Cross 5 and Etac Relax.
- 2011 Etac becomes fully owned by Nordstjernan.
- 2011 Etac acquires R82, worldleader of producing technical aids and appliances for disabled children.
- 2010 Etac acquires Molift, creator of the first battery-powered patient lift in the world.
- 2008 Etac acquires Immedia, manufacturer of manual transfer products.
- 2004 Etac acquires HandPro, manufacturer of the powerchair Balder.
- 1992 Etac launches Cross, the first multifunctional cross folding wheelchair in the world.
- 1985 Etac launches Nova, the first four wheeled walker with front wheels swivel in the world.
- 1973 *RFSU Rehab, later renamed Etac, is founded.

Etac is today an international company with sales companies and distributors all over the world. Nordstjernan is the owner of Etac. It is a family-owned investment company with a strategy of focusing on long-term investments.

Welcome to Immedia transfer solutions!

Immedia manual transfer product range ensures safe and comfortable transfers. The smooth products reduce friction and facilitate weight shifts. They also help encourage natural movement patterns and the transfer can be performed with ease and dignity for both the recipient and caregiver.



The Immedia Butterfly is a transferboard, especially designed for bariatric users. The unique Glidewing Butterfly offers a very easy sitting transfer.

The Immedia manual transfer products are developed according to the principles that rely on the natural pattern of movement, weight transfer, knowledge about friction points and ethics. The idea behind the products is that they must be simple to use for both recipient and caregiver.



Immedia SatinSheet System is a flexible in-bed system with a wide range of options for users with different needs.



Learn more about careful transfer



The idea behind the products is that they must be simple to use for both patient and user. To help you get the most out of our products, we provide educational on-line movies. Just scan the QR-code.



Our products are developed in close dialogue with a large group of professionals such as; physiotherapists, nurses, educational staff in addition to users. I believe it is through the exchange of experiences that we can develop and offer the best products.

*PETRA AXELSSON,
PHYSIOTHERAPIST, ETAC SWEDEN*



Step-by-step tutorials

Although our products are easy to use, its not always immediately obvious how to handle them. Our step-by-step tutorials will explain.



1. Place the Immedia Butterfly close to the users seat, and slide the Glidewing under one seat bone. When the user is ready to transfer, she moves her weight towards the board.



2. If possible, the user holds on to the opposite armrest when she starts to slide towards the wheelchair. Use the Immedia Pediturn to ease turning.



3. When the transfer is complete, remove the Immedia Butterfly and engage wheelchair armrests and legrests.

From problem solving to functional products

The story of Immedia started in the mid 1980's when a Danish pioneer saw a need for manual transfer products after being hospitalized for a long period due to an accident. At the same time he was watching his elderly parents becoming more dependent on help from others. Facing these difficulties he realised the problems surrounding manual transfers and came up with a vision to improve the quality of life for both users and carers.

Which is your next move?

The aim of these symbols is to help you to quickly find the solutions that you need.



Contents



POSITIONING – Horizontal

Immedia SatinSheet System	7
Immedia In2Sheet	11
Immedia 4WayGlide System	12
Immedia TwinSheet 4Glide	14
Immedia TwinSheet	14
Immedia 4WayGlide Mini & Midi	15
Immedia MultiGlide	16
Immedia MultiGlide SG	17
Immedia MultiGlide with handles	18
Immedia GlideCushion	19
Immedia TurningMattress	19



POSITIONING – Sitting

Immedia Swivel Cushions	21
Immedia OneWayGlide	22



TRANSFER – Sitting

Immedia PediTurn	25
Immedia Transfer Boards	26
Immedia Glide Pads	28



TRANSFER – Horizontal

Immedia 2Move	30
Immedia TransferMattress	32



SUPPORT

Immedia Sling	34
Immedia SupportBelt	36
Immedia SmartMove	37
Immedia BedString	38
Immedia HandyGrip	38



SPECIAL SOLUTIONS

Immedia SlingOn	40
Immedia WiseMover	42
Immedia MiniBoard	43
Immedia OneManSling	44
Immedia Positioning Wedge	45
Immedia MultiGlide Glove	45
Immedia X-ray Solutions	46
Immedia Rescue	47
Immedia HipTurner	47
Immedia NonSlip	48
Immedia CloverFoot	48



SIT TO STAND

Etac Turner	50
Molift Raiser	51

POSITIONING – Horizontal



Systems and solutions for horizontal positioning, turning, pressure care and moving higher up in bed.



Immedia SatinSheet System

A COMPLETE IN-BED SYSTEM FOR TURNING AND POSITIONING

User-friendly moving and handling solutions are critical to ensure safe working environments. Immedia SatinSheet is a carefully designed system of base sheets and draw sheets that work together to make positioning and transfer easier for users and carers. As it is an in-bed system, no application or removal of the product is required.

Immedia SatinSheet System reduces friction between the user and the bed.

By reducing friction, two major challenges are addressed and decreased:

- The workload on the caregivers, that reduces work-related injuries.
- The shear forces on the patient, that reduces the risk of pressure sores.



INTENDED USE

- In bed system, whether independent or assisted user
- Turning in bed
- Positioning in bed
- Moving higher up in bed



Immedia SatinSheet System

A COMPLETE IN-BED SYSTEM FOR TURNING AND POSITIONING

The Immedia SatinSheet System is developed to meet different levels of user's needs from slightly reduced/impaired mobility to a dependent user. We define user's needs in three categories; independent user, partly dependent user and dependent user.

Independent user

Immedia SatinSheet System 2Direction helps Independent users to turn in bed. This sheet has a low friction satin area in the centre that allows movement from side to side. Immedia SatinSheet System for Independent users is available in three sizes.

Partly dependent user

Partly dependent users require limited help. They can use their arm/arms, leg/legs, lift their head, but have difficulty in moving their torso. With an additional SatinSheet DrawSheet, one or two caregivers can reposition a patient with minimal effort.

Dependent user

The Dependent user needs help for all repositioning in bed. The SatinSheet 2D Midi or Maxi, in combination with SatinSheet 4Direction, is a system that allows two caregivers to reposition the user in all directions with minimum effort. The SatinSheet System also helps to prevent decubitus, since it allows the user to make micro-movements.



Learn more ...

..about how to use the SatinSheet System. Our animated video ImmediaSatinSheet System gives you useful instructions for your daily work.



RECOMMENDED USE!



1. With the 4Direction, you can pull the patient gently higher in bed with minimum effort. Its easy to use the in-bed system since it stays in the bed.



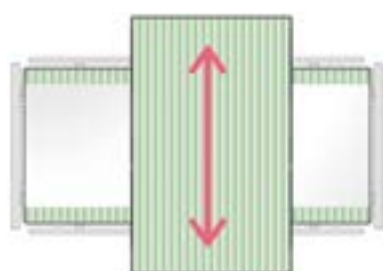
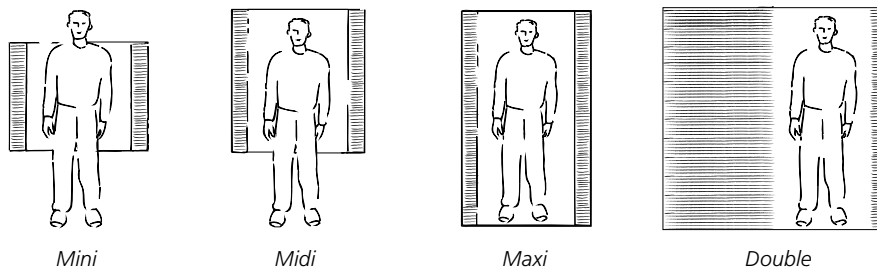
2. Repositioning to the side in bed is done with one caregiver pulling and the other pushing.

TIP!

To avoid rotation of the back, ensure the same side foot and hand are in the forward position ie right hand, right leg, when pushing or pulling a user in the bed.

Positioning the SatinSheet

The sketches below show how to position the user on the various SatinSheet versions.



The combination of a SatinSheet 2Direction with a DrawSheet allows the caregiver to turn the user in bed. It reduces friction in 2 directions.



The combination of a SatinSheet System 2Direction base sheet with a SatinSheet 4Direction creates a system that reduces friction in 4 directions.

Recommended combinations of 2Direction SatinSheet and DrawSheet and SatinSheet 4Direction

Direction with reduced friction	2Direction Base Sheets Draw Sheet 2 or 4Direction	2D Mini IM4108S IM4133S	2D Midi IM4119S or IM4113S	2D Maxi IM4114S or IM4180S	2D Maxi Fit IM4112S	2D Maxi Corner IM4107S	2D Double IM4122S
	Only SatinSheet 2Direction			N/A	N/A	N/A	
	DrawSheet IM4116S or IM4118S	N/A					N/A
	4D Midi IM4115S	N/A					N/A
	4D Maxi IM4121S	N/A					N/A
	4D In2Sheet IM4110S	N/A					N/A

N/A = Not Applicable



Reasons to choose the Immedia SatinSheet System

- Unique material: low friction when the user moves laterally and high friction by up/down motion to prevent the user from sliding down in bed. Ease of movement reduces the strain on the carers back and saves time.
- Minimises friction under pressure points.
- Sheets stay in the bed so they enhance comfort for the user and reduce the amount of handling required to turn, reposition or transfer.
- Meets various levels of need from an independent to an entirely dependent user.

DESCRIPTION	W X L (CM)	SLIDE SURFACE (CM)	ITEM NO.	SPECIFICATIONS
Immedia SatinSheet 2Direction – Base Sheet				
~ Maxi Corner Base Sheet (elasticated corner)	85 x 200	65 x 200	IM4107S	FABRIC: 60% cotton/40% polyester SATIN: Polyester  Immedia SatinSheet Maxi Corner Base Sheet
~ Maxi Fit Base Sheet (drawstring, full length with "T" shaped satin area to slide legs in and out of bed)	90 x 200	70 x 135 / 90 x 65	IM4112S	
~ Double offset (sliding surface is offset. For double or king bed with 2 sharing)	280 x 200	60 x 200	IM4122S	
~ 2D For double/bariatric bed, single occupancy	230 x 200	96 x 200	IM4180S	
~ Mini Base Sheet (flat sheet)	195 x 105	60 x 105	IM4133S	
~ Mini Base Sheet (flat sheet)	195 x 105	70 x 105	IM4108S	
~ Midi Base Sheet (flat sheet)	200 x 140	60 x 140	IM4119S	
~ Midi Base Sheet (flat sheet)	200 x 140	70 x 140	IM4113S	
~ Maxi Base Sheet (flat sheet)	200 x 200	70 x 200	IM4114S	
Immedia SatinSheet 2Direction – DrawSheet, cotton				
~ Draw Mini 2Direction	200 x 100	NA Cotton	IM4116S	 Immedia SatinSheet Maxi Fit Base Sheet
~ Draw Midi 2Direction	200 x 140	NA Cotton	IM4118S	
Immedia SatinSheet 4Direction – DrawSheet				
~ Midi	200 x 140	147 x 140	IM4115S	 Immedia SatinSheet Maxi Fit with drawstring
~ Maxi	200 x 200	147 x 200	IM4121S	
Immedia In2Sheet with incontinence pad				
In2Sheet 4Direction with wings (50 cm) to tuck under mattress. Use with Base Sheet.	178 x 90	80 x 90	IM4110S	 Immedia SatinSheet 2D Midi
Immedia SatinSheet Sets				
~ Midi 70 Draw Set – incl. IM4113S + IM4118S	See above		IM4200S	 Immedia SatinSheet 2D Maxi corner together with SatinSheet4D.
~ Mini Draw Set – incl. IM4108S + IM4116S	See above		IM4201S	
~ Maxi Draw Set – incl. IM4114S + IM4118S	See above		IM4202S	
~ Maxi FIT 4D Set – incl. IM4112S + IM4115S	See above		IM4203S	
~ Midi 4D Set – incl. IM4113S + IM4115S	See above		IM4204S	
~ Midi 60 Draw – incl. IM4119S+IM4118S	See above		IM4205S	
~ Midi 60 Draw – incl. IM4119S+IM4118S	See above		IM4205S	
Immedia SatinSheet				
~ Pillow case	60 x 70		IM4117S	
WASHING INSTRUCTIONS Ironing improves slide function. Do not use fabric softener or bleach.				
				
				

Immedia In2Sheet

INCONTINENCE PAD WITH SATIN

Immedia In2Sheet is an incontinence pad with a low friction backside. It is used directly on top of a cotton bed sheet, with the satin low friction surface down. This reduces friction side-to-side, and is therefore suitable for turning an incontinent user with reduced mobility. In2Sheet has handles along the sides for better grip.



Immedia In2Sheet low friction underside facilitates turning in bed.



INTENDED USE

- Incontinent user with reduced mobility
- Turning in bed

DESCRIPTION	WIDTH X LENGTH		ITEM NO.	SPECIFICATIONS
Immedia In2Sheet 2Direction ~ Incontinence pad with handles	CM	SLIDE AREA		
	85 x 90	70 x 85	IM4109	TOP: Polyester ABSORBENT: 65 % polyester/35 % rayon UNDERSIDE: Polyester with PU-coating SATIN: Polyester HANDLES: Nylon ABSORPTION: 2000ml/m ²
WASHING INSTRUCTIONS Ironing improves slide function. Do not use fabric softener or bleach.				



Immedia 4WayGlide System

IN-BED SYSTEM FOR USERS WITH LIMITED MOBILITY

The Immedia 4WayGlide System is an in-bed system for severely immobile patients. It is ideal for patients with reduced mobility or with pain or decubitus issues. The main advantage with this in-bed system is that it can remain in bed at all times. No application or removal of the slide sheets is necessary. Our 4WayGlide System always consists of two parts: a nylon sheet attached to the mattress and a Glide Mattress. The combination of the underside of the Glide Mattress and the nylon sheet provides an extremely low friction surface for movement in all directions, which facilitates positioning and turning, whether manual or with support of a hoist.



The top mattress of the 4WayGlide is equipped with handles that can be attached to a hoist to turn heavy or passive patients.

INTENDED USE

- In-bed system, user with reduced mobility
- In-bed system, heavy user or user with pain or pressure ulcer
- Turning
- Positioning
- Support horizontal transfer
- Can be used with support of a hoist

The Lock On Sheet System (LPL)

A major challenge with an in-bed system is to prevent the patient from unintentionally sliding down, especially when the bed is profiled. The Immedia 4WayGlide System has the unique Lock On Sheet System. This means that the extremely low friction material around the seat easily can be removed to prevent the patient from sliding down. Moreover you can easily put it back on when she has to be repositioned.



1. With the unique Lock on Sheet System, the low friction material can be removed and allow the patient to sit comfortably without sliding down.



2. When the patient has to be repositioned, deactivate the Lock On Sheet System to enable low friction under the seat.



3. The Immedia 4WayGlide System can now be used to reposition the patient higher in bed.



4. Sideways repositioning is also easily done with one or two caregivers.



TIP!

Low friction material allows the upper body to slide when the head end of the bed is raised and shearing is avoided.

Options for the 4WayGlide System

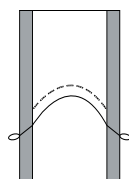
The 4WayGlide System consists of two parts: a nylon sheet and a Glide Mattress. The nylon sheet is attached to the mattress and the Glide Mattress is placed on the nylon sheet.



Immedia
4WayGlide

Standard configuration of the 4WayGlide System

The standard nylon sheet has a unique Lock On Sheet function and non-slip material along the bedside.



IM85/200LPLNS

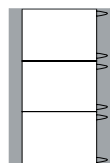
The standard Glide Mattress has a cotton/polyester upper. Handles on the inside improve grip and allows attachment to a hoist.



IM140/200LPL

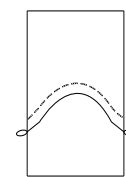
Optional Nylon Sheet

For improved flexibility, the Nylon Sheet has the Lock On Sheet function in three areas. It also features non-slip material along the bedside.



IM85/2003LPLNS


This Nylon Sheet features Lock On functionality. Non-slip material along the bedside is removed to allow transfer from the bed to another supine surface.



IM85/2003LPL

Optional Glide Mattress

The Glide Mattress has a polyurethane topside. Handles on the inside improve the hand grip and allow attachment to a hoist. The surface is wipe-clean.



IM140/200LPLG

The TwinSheet Glide Mattress features an integrated incontinence pad. Handles on the inside improve hand grip and allow attachment to a hoist. It is divisible for improved personal hygiene (for further details see page 14).



IM4315

The Immedia 4WayGlide Maxi is a alternative for large and heavy patients.

DESCRIPTION	WIDTH X LENGTH X HEIGHT		ITEM NO.	SPECIFICATIONS
IMMEDIA 4WAYGLIDE LPL	CM	INCH		GLIDE MATTRESS, LPL AND MAXI TOP: Polyester/cotton or polyurethane INSIDE: Polyester, net reinforcement (only Maxi) Underside: Nylon, treated for antistatic HANDLES: Polyester PADDING: Polyester NYLON SHEET: Nylon LOCK: Nylon with PU-coating
~ Glide Mattress, cotton/polyester	140 x 200	55.1 x 78.7	IM140/200LPL	
~ Glide Mattress, polyurethane	140 x 200	55.1 x 78.7	IM140/200LPLG	
~ Nylon Sheet with NS-lock and NS-sides	85 x 200	33.5 x 78.7	IM85/200LPLNS	
~ Nylon Sheet with NS-lock	85 x 200	33.5 x 78.7	IM85/200LPL	
~ Nylon Sheet - 3xNS-lock and NS-sides	85 x 200	33.5 x 78.7	IM85/2003LPL	
IMMEDIA 4WAYGLIDE LPL MAXI				
~ Glide Mattress, cotton/polyester	180 x 210	70.9 x 82.7	IM180/200LPL	
~ Glide Mattress, polyurethane	180 x 200	70.9 x 78.7	IM180/200GLPL	
~ Nylon Sheet - NS-lock and NS-sides	110 x 200	43.3 x 78.7	IM110/200LPLNS	
ACCESSORIES – POSITIONING WEDGE				
~ With non-slip cover	30 x 20 x 53	11.8 x 7.9	IM53NS	
~ With non-slip cover	30 x 20 x 80	11.8 x 7.9 x 30.5	IM53/80NS	
~ Cover PU/cotton, white	140 x 220	55.1 x 82.7	IM140/200PU	
SET – IMMEDIA 4WAYGLIDE LPL				
~ Standard Set – includes IM140/200LPL + IM85/200LPLNS			IM4309	
~ 3-Lock Set – includes IM140/200LPL + IM85/2003LPLNS			IM4300	
WASHING INSTRUCTIONS				 max 200 kg / max 440 lbs LPL max 300 kg / max 660 lbs LPL Maxi
Can be wiped with disinfectant (polyurethane top). Do not use fabric softener or bleach.				
				




Immedia TwinSheet

THE IN-BED SOLUTION FOR INCONTINENT USERS

TwinSheet4Glide system


Immedia TwinSheet4Glide is a 2-part glidemattress suitable for turning and positioning of incontinent users with severely reduced mobility. Suitable also for users with dementia, or for those who feel unsafe, have brain damage, pain, pressure ulcers or are heavy. Disconnecting the lower part in this position provides better access for care of pressure ulcers, hygiene, dressing and even to change the bedding, both the lower part and the top part.



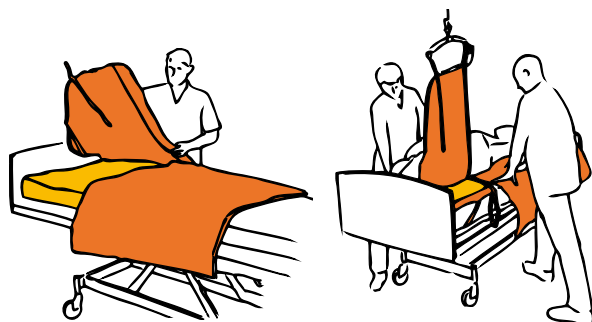
Immedia Complete 2-part TwinSheet4Glide system including nylon sheet.

Immedia TwinSheet in-bed system

Immedia TwinSheet is a 2-part incontinence pad with handles. It is placed on top of a 4WayGlide or similar in-bed systems. TwinSheet is suitable for turning heavy users with pressure ulcers, users who are difficult to turn and users who are pain sensitive. TwinSheet can be attached to a hoist for turning of the heavier user, or for maintaining the user on their side during care in bed – hygiene, pressure care, etc.



Immedia 4WayGlide with TwinSheet in bed system for care and turning of heavy incontinent users.



INTENDED USE

- Turning and positioning
- Support remaining for users in the side position
- Personal hygiene, ulcer care and dressing
- Moving higher up in bed (TwinSheet4Glide)
- Horizontal transfer (TwinSheet4Glide)
- Can be used in combination with a hoist

DESCRIPTION	WIDTH X LENGTH		ITEM NO.	SPECIFICATIONS
IMMEDIA TwinSheet4Glide	CM	INCH		Glide Mattress
~ Top part	150 x 75	59.1 x 29.5	IM150/75N	TOP MICROFIBER: Polyester
~ Down part	150 x 140	59.1 x 55.1	IM150/140N	MIDDLE: 80% polyester / 20% viscose
~ LPL Nylon Sheet with NS-lock, NS-sides	85 x 200	33.5 x 78.7	IM85/200LPLNS	PROTECTION BARRIER: Polyurethane
~ LPL Nylon Sheet – NS-lock	85 x 200	33.5 x 78.7	IM85/200LPL	COVER: Polyurethane
~ LPL Nylon Sheet – 3xNS-lock, NS-sides	85 x 200	33.5 x 78.7	IM85/2003LPL	BACKSIDE: Nylon
ACCESSORIES – Positioning Wedge				HANDLES: Polyester
~ Non-slip cover	30 x 20 x 53	11.8 x 7.9 x 20.9	IM53NS	ABSORPTION: 2000ml/m ²
~ Non-slip cover	30 x 20 x 80	11.8 x 7.9 x 31.5	IM53/80NS	NYLON SHEET: Nylon
SET – IMMEDIA TwinSheet4Glide				LOCKING SYSTEM: Polyurethane covered nylon
~ 1-lock Set : IM150/75N + IM150/140N + IM85/200LPLNS			IM4312	
~ 3-lock set: IM150/75N + IM150/140N + IM85/2003LPL			IM4314	
~ set: IM150/75N + IM150/140N			IM4315	
Immedia TwinSheet				TOP: Polyester
~ Top with absorbing pad	150 x 85	59.1 x 33.5	IM150/75	MIDDLE: 80% polyester / 20% viscose
~ Down with absorbing pad	150 x 85	59.1 x 33.5	IM150/85	PROTECTION BARRIER: Polyurethane
SET – Immedia TwinSheet				BRACKET: Velcro
~ Complete Mattress Set – includes IM150/75 + IM150/85			IM4306	BACKSIDE: Polyester, blue
~ Complete 2x Down Set – includes IM150/75 + 2xIM150/85			IM4310	HANDLES: Polyester
				ABSORPTION: 2000ml/m ²
WASHING INSTRUCTIONS Do not use fabric softener or bleach.				

Immedia 4WayGlide


NYLON BED SYSTEM FOR INDEPENDENT OR PARTLY INDEPENDENT USERS

4WayGlide System consists of two parts; a Nylon Sheet that is fixed to the mattress and a Glide Mattress that lies on top.

4WayGlide Mini

4WayGlide Mini is a short (100 cm) in-bed system suitable for users with slightly reduced mobility, for instance in the pelvic area.


The system facilitates independent or assisted movement. The non slip material along the sides of the nylonsheets minimises the risk of the user sliding out of bed.



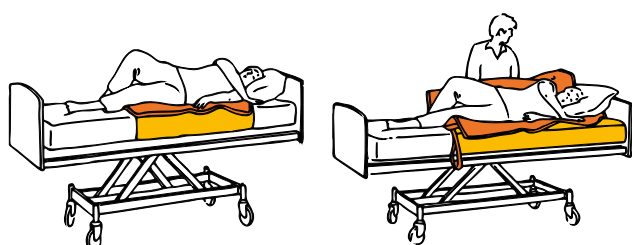
Immedia 4WayGlide Mini complete system (140 x 100 cm).

4WayGlide Midi

4WayGlide Midi is a short (150 cm) in-bed system suitable for heavy users with partly mobility in the legs. 4WayGlide Midi has a locking system between the nylonsheet and glidemattress and non slip material along the sides of the nylonsheet.



Immedia 4WayGlide Midi complete system (140 x 150 cm).



INTENDED USE

- In-bed system
- Turning, whether independent or assisted
- Positioning
- Moving higher up in bed
- Can be used with a hoist

DESCRIPTION	WIDTH X LENGTH X HEIGHT		ITEM NO.	SPECIFICATIONS
IMMEDIA 4WAYGLIDE MINI	CM	INCH		Glide Mattress, MINI & MIDI TOP: Polyester/cotton PADDING: Polyester fibre UNDERSIDE: Nylon HANDLES: Polyester
~ Glide Mattress	140 x 100	55.1 x 39.4	IM140/100	
~ Nylon sheet with non-slip sides	140 x 100	55.1 x 39.4	IM140/100NS	
~ Set – includes IM140/100 + IM140/100NS			IM4301	
IMMEDIA 4WAYGLIDE MIDI	CM	INCH		
~ Glide Mattress	140 x 150	55.1 x 59.1	IM140/150	
~ Nylon sheet with non-slip sides	140 x 150	55.1 x 59.1	IM140/150NS	
~ Set – includes IM140/150 +IM140/150NS			IM4313	
ACCESSORIES – Positioning Wedge				
~ With non-slip cover	30 x 20 x 53	11.8 x 7.9 x 20.9	IM53NS	
~ With with non-slip cover	30 x 20 x 80	11.8 x 7.9 x 31.5	IM53/80NS	
WASHING INSTRUCTIONS Do not use fabric softener or bleach.				



Immedia MultiGlide


NYLON TUBULAR SLIDE SHEET WITH HIGH-LOW FRICTION

Immedia MultiGlide is a thin tubular slide sheet with ultra low friction on the inside and high friction on the outside. The outside surface also provides a waterproof barrier. MultiGlide is suitable when there is a need to minimize friction under the pressure points, for instance when transferring and turning in bed, between bed and wheelchair, on the operating table or x-ray table.



Immedia MultiGlide with high friction outside ensures that it remains in place under the user during transfer and turning. Inside is ultra low friction.










MultiGlide is to be applied when necessary and removed after use. Immedia MultiGlide is available in several sizes. MultiGlide has a loop strap for easy storage and colour codes for differentiation. MultiGlide should always be removed after use.



Immedia MultiGlide is a thin tubular slide sheet with ultra low friction on the inside and high friction on the outside.

INTENDED USE

- Minimize friction under the pressure points
- Turning
- Positioning
- Higher up in bed
- Bed to bed transfer

DESCRIPTION	WIDTH X LENGTH		ITEM NO.	SPECIFICATIONS
Immedia MultiGlide Waterproof	CM	INCH		MultiGlide Waterproof
~ Tubular, blue strap	40 x 40	15.7 x 15.7	IM40	MATERIAL: Nylon with polyurethane coating
~ Tubular, silver strap	60 x 25	23.6 x 9.8	IM62	  
~ Tubular, yellow strap	60 x 60	23.6 x 23.6	IM66	WASHING INSTRUCTIONS
~ Tubular, brown strap	72 x 70	28.3 x 27.6	IM77	Can be wiped with rubbing alcohol.
~ Tubular, red strap	72 x 100	27.6 x 39.4	IM80	Do not use fabric softener or bleach.
~ Tubular, lightbrown strap	70 x 200	27.6 x 78.7	IM82	  
~ Tubular, green strap	72 x 130	27.6 x 51.2	IM83	  
~ Tubular, silver strap	80 x 80	31.5 x 31.5	IM88	
~ Tubular, white strap	100 x 70	39.4 x 27.6	IM100	
~ Tubular, silver strap	100 x 200	39.4 x 78.7	IM102	
~ Tubular, green strap	100 x 135	39.4 x 53.1	IM103/1	
~ Tubular, grey strap	108 x 80	42.5 x 31.5	IM108	
~ Tubular, white strap	120 x 70	47.2 x 27.6	IM120	
~ Tubular, pink strap	130 x 80	51.2 x 31.5	IM130	
~ Tubular, lightblue strap	160 x 80	63 x 31.5	IM168	
~ Tubular, purple strap	200 x 70	78.7 x 27.6	IM200	
~ Open	100 x 140	39.4 x 55.1	IM100/140	Width = open side

Immedia MultiGlide SG

NYLON SLIDE SHEET WITH LOW-LOW FRICTION

Immedia MultiGlide SG is suitable for all types of situations when there is a necessity to minimize friction under pressure points. It is ultra low friction both inside and outside with the double layer minimising friction.

MultiGlide SG is easy to apply and remove, and should always be removed after use. MultiGlide SG tubular is available in several sizes and also in a 10 meter roll that can be cut to any desired length.



Immedia MultiGlide SG roll that can be cut down to any desired length. Outside: ultra low friction, inside: ultra low friction.



Immedia MultiGlide SG low-low friction is easy to apply and remove.

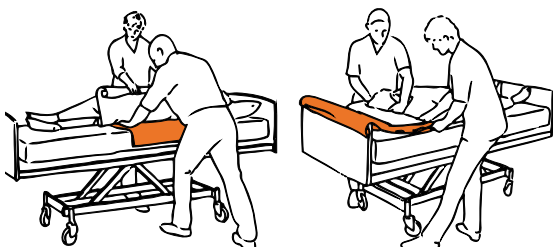
Immedia MultiGlide SG tubular has a black loop strap for easy storage and differentiation. Immedia MultiGlide SG should always be removed after use.

ONLINE TUTORIAL!



Learn more about ...

... how to use the Immedia MultiGlide. Our new animated film Immedia MultiGlide gives you useful instructions for your daily work.



INTENDED USE

- Minimize friction under the pressure points
- Turning
- Positioning
- Higher up in bed
- Bed to bed transfer
- Dressing

DESCRIPTION

WIDTH X LENGTH

ITEM NO.

SPECIFICATIONS

Immedia MultiGlide SG

	CM	INCH	
~ Tubular nylon sheet, black strap	40 x 40	15.7 x 15.7	IM0040
~ Tubular nylon sheet, black strap	60 x 60	23.6 x 23.6	IM0066
~ Tubular nylon sheet, black strap	72 x 70	28.3 x 27.6	IM0077
~ Tubular nylon sheet, black strap	72 x 100	28.3 x 39.4	IM0080
~ Tubular nylon sheet, black strap	70 x 200	27.6 x 78.7	IM0082
~ Tubular nylon sheet, black strap	72 x 130	28.3 x 51.2	IM0083
~ Tubular nylon sheet, black strap	100 x 70	39.4 x 27.6	IM00100
~ Tubular nylon sheet, black strap	108 x 80	42.5 x 31.5	IM00108
~ Tubular nylon sheet, black strap	120 x 90	47.2 x 35.4	IM00120/1
~ Tubular nylon sheet, black strap	130 x 80	51.2 x 31.5	IM00130
~ Tubular nylon sheet, black strap	200 x 70	78.7 x 27.6	IM00200
~ Tubular nylon sheet, open	150 x 70	59.1 x 27.6	IM00150/70
~ Nylon sheet, on roll	150 x 1000	59.1 x 293.7	IM2245

MultiGlide SG

MATERIAL: Nylon



WASHING INSTRUCTIONS

Can be wiped off.

Do not use fabric softener or bleach.



Width = open side



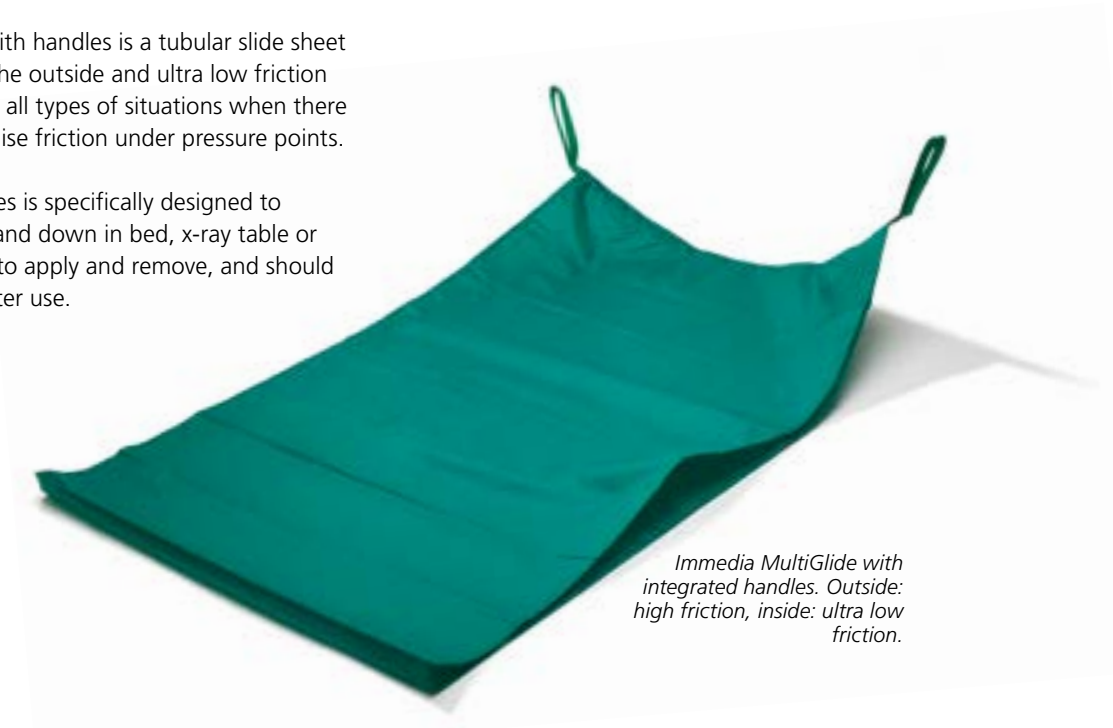
Positioning – Horizontal

Immedia MultiGlide with handles

NYLON SHEET HIGH-LOW FRICTION WITH INTEGRATED HANDLES

Immedia MultiGlide with handles is a tubular slide sheet with high friction on the outside and ultra low friction inside. It is suitable for all types of situations when there is a necessity to minimise friction under pressure points.

MultiGlide with handles is specifically designed to facilitate transfers up and down in bed, x-ray table or MT-scanner. It is easy to apply and remove, and should always be removed after use.






Immedia MultiGlide with integrated handles. Outside: high friction, inside: ultra low friction.



INTENDED USE

- Minimise friction under the pressure points
- Higher up in bed
- Turning
- Positioning
- Bed to bed transfer

DESCRIPTION	WIDTH X LENGTH		ITEM NO.	SPECIFICATIONS
Immedia MultiGlide	CM	INCH		MATERIAL:
~ With handles, waterproof, pink strap	130 x 80	51.2 x 31.5	IM130DR	Nylon with polyurethane coating
~ With handles, waterproof, lightblue strap	160 x 80	63 x 31.5	IM160DR	HANDLES: Polyester
WASHING INSTRUCTIONS				 
Do not use fabric softener or bleach.				
				
Width = open side				

Immedia GlideCushion

PADDED GLIDE CUSHION

Immedia GlideCushion are used for turning in bed, moving up or down a bed and transfer from bed to wheelchair. GlideCushion can be used to support independent movement or to aid assisted movement. GlideCushion is available in two variants; Immedia GlideCushion nylon top or Immedia GlideCushion cotton/ polyester top, which can be combined with a nylon or disposable cover.




*Immedia
GlideCushion
with cotton/
polyester top.*

Immedia TurningMattress

PADDED TURNING MATTRESS

Immedia TurningMattress is suitable for turning in bed. It is placed in bed and the user remains on top of it. The ultra low friction inside may facilitate a user with reduced mobility to turn independently in bed. If necessary, one or two caregivers may assist the turning.



*Immedia
TurningMattress
with cotton/
polyester top.*



INTENDED USE

- Minimise friction under pressure points
- Move higher up in bed
- Turn in bed, either independently or assisted

DESCRIPTION

WIDTH X LENGTH

ITEM NO.

SPECIFICATIONS

IMMEDIA GLIDECUSHION

	CM	INCH	
~ Nylon	60 x 25	23.6 x 9.8	IM60/25N
~ polyester/cotton	60 x 50	23.6 x 19.7	IM60/50
~ polyester/cotton	60 x 90	23.6 x 35.4	IM60/90
~ polyester/cotton	69 x 70	27.2 x 27.6	IM69/70
~ polyester/cotton	90 x 90	25.4 x 35.4	IM90/90

SET – IMMEDIA GLIDECUSHION

~ X-Small Set – includes IM60/50 + IM6000N			IM4303
--	--	--	--------

IMMEDIA TURNINGMATTRESS

~ polyester/cotton	92 x 195	36.2 x 76.8	IM92/195
~ polyester/cotton	120 x 195	47.2 x 76.8	IM120/195

ACCESSORIES – IMMEDIA

~ Nylon cover, waterproof for IM60/50	60 x 60	23.6 x 23.6	IM6000N
~ Nylon cover, waterproof for IM60/90	60 x 100	23.6 x 39.4	IM6010N
~ Disposable cover, roll with 150 pcs.	60 x 100	23.6 x 39.4	IM4031

GlideCushions

OUTSIDE: 65 % polyester/35 % cotton

INSIDE: Nylon

PADDING: Polyester

Model with outside in nylon

PADDING: Polyester

OUTSIDE: Nylon

DISPOSABLE COVER: Polyethylene

Width = open side

WASHING INSTRUCTIONS

Do not use fabric softener or bleach.



POSITIONING – Sitting

Solutions for positioning when sitting.



Immedia Swivel Cushions

FOR TURNING IN SITTING POSITION

Immedia AutoTurn

The Immedia AutoTurn facilitates getting in and out of a car. Its low friction allows the user to slide and turn into the desired position in the car seat. This minimises strain and twisting of feet, knees, hips and back. AutoTurn is fixed around the car seat with a belt and buckle. Handles at the sides can be used to assist the user into place.



Immedia AutoTurn

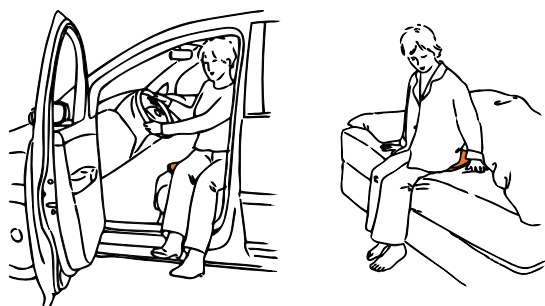
Immedia EasyTurn

Immedia EasyTurn is a soft swivel cushion that makes it easier for the user to get in and out of a car or bed. EasyTurn is easy to apply and use.



Immedia EasyTurn

Immedia HandySwing Seat



Immedia HandySwing Seat

Immedia HandySwing Seat is a soft swivel cushion specifically suitable to support turning in and out of bed or chair. HandySwing Seat is softer and foldable which makes it easier to place under the user.

INTENDED USE

- In and out of a car
- In and out of bed

DESCRIPTION	WIDTH X LENGTH		ITEM NO.	SPECIFICATIONS
Immedia	CM	INCH		
~ AutoTurn, swivel cushion for car	Ø45	Ø17.7	IM99999	Immedia AutoTurn TOP: Velour (polyester) INSIDE: Nylon BACKSIDE: Nylon with PU-coating
~ EasyTurn, swivel cushion	Ø40	Ø15.7	IM999405	Immedia EasyTurn TOP: Velour (polyester) INSIDE: Nylon BACKSIDE: Nylon with polyurethane coating
~ EasyTurn, swivel cushion	Ø45	Ø17.7	IM990454	MIDDLE: Polyethylene
~ EasyTurn, swivel cushion	Ø50	Ø19.7	IM999505	Immedia HandySwing Seat TOP: Polyester INSIDE: Nylon BACKSIDE: Nylon with polyurethane coating.
~ HandySwing Seat	Ø40	Ø15.7	IM106010	

WASHING INSTRUCTIONS

Can be wiped off.





Immedia OneWayGlide

FOR CONTROLLED AND EASY POSITIONING

Immedia OneWayGlide is a cushion that allows sliding easily in one direction whilst resisting sliding in the other direction. It is suitable for users that slides forward when sitting. OneWayGlide facilitates independent or assisted positioning back in the chair whilst helping to prevent the user from sliding forward.

Immedia OneWayGlide is available in the following versions: Immedia OneWayGlide non-slip, Immedia OneWayGlide velour, Immedia OneWayGlide pad.

Immedia OneWayGlide non-slip is a tubular cushion with a non-slip outer material that grips to any surface. It can be combined with a cotton cover when necessary.

Immedia OneWayGlide velour is a tubular cushion with velour material. More comfortable to sit on, but needs to be used on a textile surface.

Immedia OneWayGlide pad is a one layer pad with velour top suitable for use directly on a textile surface.



Place the OneWayGlide in the chair just in front of the seat.



1. Using the Immedia OneWayGlide eases repositioning when the user slides forward in the wheelchair.



2. To move backwards in the wheelchair the user must lean forward, hold the armrest and push towards the backrest using her arms and, if possible, legs.



3. When the user is upright again, the unique design of the Immedia OneWayGlide will prevent the user from sliding out of the chair.

TIP!

If a user slides forward, it may be due to a poorly adapted wheelchair. Always assess the seat before using Immedia OneWayGlide.



Immedia OneWayGlide non-slip tubular cushion.



Immedia OneWayGlide velour tubular cushion.



Immedia OneWayGlide pad velour.

OneWayGlide Long

Immedia OneWayGlide Long is a long and open cushion with handles and velour top surface. The length allows for repositioning to be performed several times in one application.

The handles provide a good grip, allowing the caregiver to assist. Available in two options; with or without tie strings. The tie strings are used to tie the cushion to the wheelchair frame when necessary.



Immedia OneWayGlide Long with handles and tie strings.



INTENDED USE

- Positioning back in chair / wheelchair / day chair

DESCRIPTION	WIDTH X LENGTH		ITEM NO.	SPECIFICATIONS
Immedia OneWayGlide	CM	INCH		
~ Tube non-slip	43 x 37	14.6 x 16.9	IM39/8	TOP: Antislip PADDING: Polyester
~ Tube non-slip	45 x 45	17.7 x 17.7	IM38/8	INSIDE: Nylon
~ Tube non-slip	60 x 80	31.5 x 23.6	IM37/8	PADDING: Polyester
~ Tube velour	43 x 37	14.6 x 16.9	IM45/8	ONEWAY MATERIAL: Polyester
~ Tube velour	50 x 42	15.7 x 19.7	IM50/8	
~ Pad, velour	43 x 37	16.9 x 14.6	IM44/8	Velour model
~ Long	30 x130	11.8 x 51.2	IM30/8	TOP: Polyester, Nylon
~ Long, velour, tie strings	40 x 130	15.7 x 51.2	IM33/8	
~ Long	40 x 130	15.7 x 51.2	IM34/8	
~ Long	45 x 130	17.7 x 51.2	IM51/8	
~ Long	55 x 130	21.7 x 51.2	IM35/8	
Immedia				
~ Cover for IM39/8	45 x 39	15.4 x 17.7	IM391	
~ Cover for IM38/8	47 x 47	18.5 x 18.5	IM381	
WASHING INSTRUCTIONS				
Do not use fabric softener or bleach.				

TRANSFER – Sitting



Solutions for seated transfers between bed, wheelchair, chair, toilet, etc.



Immedia PediTurn

SWIVEL CUSHION FOR THE FLOOR

Immedia PediTurn is a swivel cushion that facilitates transfer between sitting positions, such as bed to wheelchair. It is used when the user cannot move their feet during the transfer.

Available in two options:

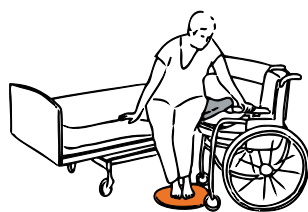
- Immedia PediTurn SOFT: a soft cushion suitable when the user is not wearing shoes. It has a non-slip surface on both sides to avoid sliding out of position.
- Immedia PediTurn HARD: a hard plate suitable when the user is wearing shoes.



Immedia PediTurn HARD



Immedia PediTurn SOFT



INTENDED USE

- Support moving feet during seated transfer
- Transfer between bed and wheelchair
- Transfer between wheelchair, chair, shower chair, toilet, commode
- Transfer in and out of a car

DESCRIPTION	WIDTH X LENGTH		ITEM NO.	SPECIFICATIONS
Immedia PediTurn	CM	INCH		
~ SOFT, swivel cushion for floor, black	Ø40	Ø15.7	IM99836GT	Immedia PediTurn SOFT TOP: Toughtek INSIDE: Nylon UNDERSIDE: Toughtek
~ HARD, swivel cushion for floor, grey	Ø38	Ø15	IM99700	Immedia PediTurn HARD MATERIAL: ABS/TPU INSIDE: HDPE FIXING: Brass/steel
WASHING INSTRUCTIONS Can be wiped off.				



Immedia Transfer Boards

A WIDE RANGE OF SOLUTIONS FOR SEATED TRANSFERS

The transfer board is intended to bridge shorter gaps when performing seated transfers. The board's low friction upper surface allows the user to transfer independently or with assistance. Immedia Transfer Boards are used when transferring between bed and wheelchair / shower chair, between wheelchair / chair / toilet chair or to and from the car. All Transfer Boards have a non-slip surface on the underside. Combining a transfer board with a glide cushion provides even lower friction and is recommended when the transfer involves bare skin, for instance to and from a shower chair or toilet.



Immedia 3B-Board's length allows transfer across wider gaps.



Butterfly with GlideWing.



Immedia 3B-Board

Immedia 3B-Board is a stable transfer board with a traditional curved shape. The board can be placed either curve forward or curve backward depending on the transfer situation and surrounding obstacles, eg: the wheel of the wheelchair.

Immedia Butterfly

Immedia Butterfly is a long, wide and stable transfer board. It has cut outs for positioning against the wheel of a wheelchair and non-slip pads on the underside which allows for good positioning and avoids sliding out of place.

Immedia Butterfly GlideWing

Butterfly can be used with the special Butterfly GlideWing, which is mounted on the board. The GlideWing slides along the board and provides additional slide function.



1. Place the Immedia Butterfly close to the users seat, and slide the GlideWing under one seat bone.



2. If possible, the user holds on to the opposite armrest when she starts to slide towards the wheelchair. Use the Immedia Peditum to ease turning.



3. When the transfer is complete, remove the Immedia Butterfly and engage wheelchair armrests and legrests.



TIP!

When transferring with a board, ensure the surface you are moving to is slightly lower and use gravity to make the transfer easier.

Immedia E-Board

Immedia E-Board is a thin and flexible transfer board that allows easier application and removal.



Immedia E-Board with wings.

E-Board with wings


Immedia E-Board with wings has wings along the sides, which can be bent up or down. This provides more sturdiness and stability. The upward wing is used to protect against the wheel of the wheelchair. Available in two lengths.



Immedia E-Board without wings.

E-Board Compact

A smaller and lighter board that is easily carried and suitable for the more active and independent user. Immedia E-Board Compact is available in two lengths.



ONLINE TUTORIAL!

Learn more ...

... about how to use the transferboards. Our new animated film *Transferboards – E-Board* gives you useful instructions for your daily work.



Immedia Dolphin

Dolphin is a sturdy and stable transfer board uniquely designed for transfer to the toilet. The board has cut-outs for positioning against the wheel of the wheelchair and non-slip pads, which allows good positioning and avoids sliding out of place. The cut-out allows the user to remain on the board while on the toilet.



Immedia Dolphin is uniquely designed for transfer to toilet.

INTENDED USE

- Transfer from bed to wheelchair / shower chair
- Transfer in and out of the car
- Transfer between wheelchair, chair, toilet, shower chair, commode

DESCRIPTION	WIDTH X LENGTH X HEIGHT		ITEM NO.	SPECIFICATIONS
IMMEDIA	CM	INCH		
~ 3B-Board, curved, white	23 x 77	9.1 x 30.3	IM403	Immedia E-board and 3B-board MATERIAL: Polyethylene
~ E-Board Small, black	20 x 45 x 0,5	7.9 x 17.7 x 0.2	IM410	
~ E-Board Medium, black	25 x 60 x 0,5	9.8 x 23.6 x 0.2	IM408	Immedia Butterfly and Dolphin MATERIAL: Fibreglass
~ E-Board Wide, with wings black	33 x 60 x 0,5	13 x 23 x 0.2	IM404	
~ E-Board Long, with wings, black	33 x 75 x 0,6	13 x 29.5 x 0.2	IM405	Immedia Butterfly GlideWing MATERIAL OUTSIDE & INSIDE: Nylon PADDING: Polyester
~ Butterfly	32 x 66	12.6 x 26	IM401	
~ Butterfly GlideWing L	35 x 40	13.8 x 15.7	IM4001	
~ Butterfly GlideWing XL	35 x 47.5	13.8 x 18.7	IM4002	
~ Dolphin Toilet Board, white	Lenght: 69	27.2	IM409	

WASHING INSTRUCTIONS

TRANSFER BOARDS: Clean with soapy water or disinfectant.



BUTTERFLY GLIDEWING: Wipe off with soapy water or disinfectant. Do not use fabric softener or bleach.





Immedia Glide Pads

GLIDE PADS FOR EASY TRANSFER

Immedia Swan

The Immedia Swan is an open glide pad with handles. It is suitable for transfer between bed and wheelchair or in and out of a car and can be used independently or in combination with a transfer board.



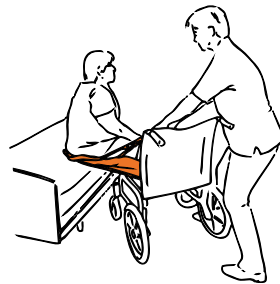
Immedia Swan glide pad with handles.

Immedia HandyTrans

Immedia HandyTrans is a short glide pad suitable for transfer between bed and wheelchair or for adjusting position in bed. It can be used independently or in combination with a transfer board. The optimal solution for a seated transfer in and out of car, is a combination of a transfer board and a Immedia HandyTrans.



Immedia HandyTrans gives the caregiver a good grip when transferring on a transfer board.



INTENDED USE

- Support transfer between bed, wheelchair, chair, etc
- Transfer in and out of a car
- Moving back / forward in chair / wheelchair
- Transfer wheelchair to toilet / showerchair

DESCRIPTION	WIDTH X LENGTH		ITEM NO.	SPECIFICATIONS
Immedia Glide Pads	CM	INCH		Immedia Swan and HandyTrans GLIDE PAD: Nylon HANDLES: Polyester PADDING: Polyester NON-SLIP: Nylon with polyurethane coating
~ Swan, glide pad with handles	45 x 140	17.7 x 55.1	IM2698121	
~ HandyTrans, glide pad	30 x 40	11.8 x 15.7	IM102045	
WASHING INSTRUCTION				
Immedia Swan Do not use fabric softener or bleach.				
Immedia HandyTrans • AUTOCLAVE: 130° C. Can be cleaned with soapy water or disinfectants.				

TRANSFER – Horizontal



Solutions for horizontal transfers between beds, bed to shower trolley, etc.





Immedia 2Move

TRANSFER BOARD FOR HORIZONTAL TRANSFER

Immedia 2Move transfer board is used to bridge the gap and even out the height difference between two horizontal surfaces. It is used for horizontal transfer between beds, bed to shower trolley, bed to x-ray table, stretcher to bed, etc. It is simple to transport and store.

Immedia 2Move transfer board, incl. nylon cover.



Available in two lengths and widths

2Move transfer board is available in two lengths; short and long. The long model is available in three options; narrow foldable, narrow non-foldable and wide foldable.

The wide foldable board is suitable when the gap between the transfer positions is larger.

Low friction cover

Immedia 2Move is always used in combination with a low friction cover which slides around the board, minimising friction and facilitating the transfer. Four cover options are available.



Disposable cover in roll.



With Immedia 2Move a transfer between two horizontal surfaces is safe and comfortable both for the caregiver and the user.

**RECOMMENDED
USE!**



1. Place the Immedia 2Move under half the patient's body. Place the head and feet of the patient on the Immedia 2Move.



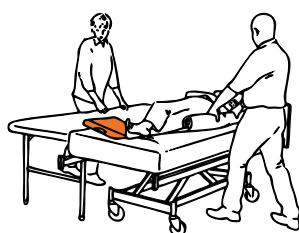
2. Now place the stretcher as close as possible to the bed. One caregiver tilts and pushes the patient towards the Immedia 2Move. A second caregiver pulls the patient towards the stretcher.



3. When the transfer is complete, remove the 2Move board.


TIP!

Use a sheet or a drawsheet between the Immedia 2Move and the patient to reduce shear and create handles.



INTENDED USE

- Bridges the gap when transferring between two supine positions
- Transfer between beds
- Transfer between bed and shower trolley
- Transfer between bed and stretcher, x-ray table, operating table

DESCRIPTION	WIDTH X LENGTH		ITEM NO.	SPECIFICATIONS
	CM	INCH		
Immedia 2Move Transfer Board				2Move, Transfer Boards TOP: Nylon INSIDE: Plywood HANDLES: Polyester 2Move, covers MATERIAL: Nylon 2Move, disposable covers MATERIAL: Polyethylene 
~ Small	50 x 90	19.7 x 35.4	IM8050090	
~ Large foldable	50 x 180	19.7 x 70.9	IM8050180	
~ Large non-foldable	50 x 180	19.7 x 70.9	IM8150180	
~ X-Large foldable	70 x 180	19.7 x 70.9	IM8070180	
Covers • Immedia 2Move				
~ Nylon Cover for IM8050090	50 x 90	19.7 x 35.4	IM4043	
~ Nylon Cover, waterproof, for IM8050090	50 x 90	19.7 x 35.4	IM4045	
~ Disposable Cover for IM8050090, roll with 150 pcs	60 x 100	23.6 x 39.4	IM4031	
~ Nylon Cover for IM8050180 & IM8150180	50 x 180	19.7 x 70.9	IM4042	
~ Nylon Cover, waterproof, for IM8050180 & IM8150180	50 x 180	19.7 x 70.9	IM4044	
~ Disposable Cover-IM8050180 & IM8150180, roll- 75 pcs	60 x 200	23.6 x 78.7	IM4030	
~ Nylon Cover, waterproof for IM8070180	70 x 180	27.6 x 70.9	IM4046	
Immedia TransferMattress	60 x 195	23.6 x 76.8	IM60/195	
~ soft padded cover for IM8050180 + IM8150180	60 x 195	23.6 x 76.8	IM60/195	
Set – Immedia 2Move				
~ Large Std Set – includes IM8050180 + IM4044	See above		IM4307	
~ Small Std Set – includes IM8050090 + IM4045	See above		IM4308	
WASHING INSTRUCTIONS				
TRANSFER BOARDS: Can be wiped off with disinfectant.				
NYLON COVERS: Wash as instructions. Do not use fabric softener or bleach.				






Immedia TransferMattress

SOFT PADDED MATTRESS FOR HORIZONTAL TRANSFER

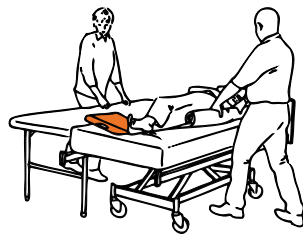
Immedia TransferMattress facilitates horizontal transfer between two supine positions, such as bed to bed, bed to shower trolley, bed to x-ray table, etc. It can also be used for turning in bed, for instance from “face up” to “face down”. Immedia TransferMattress is made of a soft padded cotton/polyester material and available in two widths, 60 cm and 70 cm.

Combined with a cover

Immedia TransferMattress can be combined with a waterproof nylon cover or a disposable cover. Immedia TransferMattress should not be used if there is a gap between the two transfer surfaces.



The quilted TransferMattress provides a soft and comfortable horizontal transfer.



INTENDED USE

- Transfer between beds
- Transfer between bed and shower trolley
- Transfer between bed and stretcher, x-ray table, operating table
- Turning in bed

DESCRIPTION	WIDTH X LENGTH		ITEM NO.	SPECIFICATIONS
Immedia TransferMattress	CM	INCH		OUTSIDE: 65 % polyester / 35 % cotton INSIDE: Nylon PADDING: Polyester
~ Narrow	60 x 195	23.6 x 77.6	IM60/195	
~ Wide	70 x 195	27.6 x 77.6	IM70/195	
Accessories – Immedia				
~ Nylon cover for IM60/195	60 x 220	23.6 x 86.6	IM60220N	
~ Nylon cover for IM70/195	70 x 200	27.6 x 78.7	IM7000N	
~ Disposable cover, roll with 75 pcs	60 x 200	23.6 x 78.7	IM4030	
Set – Immedia TransferMattress				
~ Narrow Set – includes IM60/195 + IM60220N			IM4304	
~ Wide Set – includes IM70/195 + IM7000N			IM4305	
WASHING INSTRUCTIONS Do not use fabric softener or bleach.				

SUPPORT

Solutions for support,
mobilisation and transfer.





Immedia Sling

MULTIFUNCTIONAL TRANSFER AID

The Immedia Sling is a multifunctional transfer aid that can be used in several situations.

Immedia Sling with handles acts as an extension of the arms, allowing the caregiver to offer support and assistance whilst maintaining a good ergonomic position and grip, without encroaching on the user's personal space.

Sling is a flexible tool that can be used to support many different transfers such as, moving higher up in bed, transfer between sitting positions, etc.

Immedia Sling has 4 handles on each side and a non-slip material on the inside to secure the user during the transfer. The outside has a low friction surface to aid transfer and removal.



Immedia Sling is a flexible aid offering a number of different functions.



Immedia Sling with handles acts as an extension of the arms, allowing the caregivers to offer support and assistance whilst maintaining a good ergonomic position and grip.

**RECOMMENDED
USE!**



1. The Immedia Sling provides excellent handles for caregivers. Used with Immedia MultiGlide or similar low friction devices, you ensure a safe working environment when users need to be repositioned in bed.



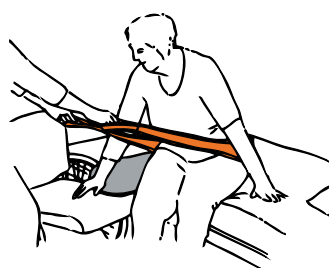
2. Even with one caregiver, it is possible to reposition the user higher in bed using the Immedia Sling as shown.



3. With one or two caregivers, a user can be repositioned further back in a chair by moving the user slightly from side to side.

TIP!

When two caregivers are working together one should always give a precise command when to push or pull.



INTENDED USE

- Support moving higher up in bed
- Support transfer between bed, wheelchair, chair, etc
- Support stand up / sit down
- Moving back / forward in chair / wheelchair

DESCRIPTION	WIDTH X LENGTH		ITEM NO.	SPECIFICATIONS
IMMEDIA SLING	CM	INCH		
~ Long, 2 x 4 handles	16 x 190	6.3 x 74.8	IM428	BACKSIDE: Nylon PADDING: Polyester
~ Short, 2 x 4 handles	16 x 120	6.3 x 47.2	IM428K	INSIDE: Nylon with polyurethane HANDLES: Polyester
WASHING INSTRUCTIONS				
Do not use fabric softener or bleach.				



Immedia SupportBelt

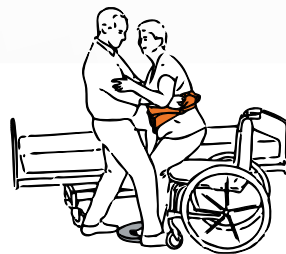
SUPPORT BELT WITH HANDLES

Immedia SupportBelt is used to offer support and assistance during mobilisation and transfers. The diagonally placed handles allows the caregiver to maintain a more ergonomic grip.

SupportBelt is a useful aid when helping a person to stand up or sit down, to support walking or to assist during transfer between bed, wheelchair, chair, etc. The SupportBelt has non-slip material on the inside and an adjustable belt buckle.



Immedia SupportBelt has diagonally placed handles that allows the caregiver to maintain a more ergonomic grip.



INTENDED USE

- Support stand up / sit down
- Support walking training
- Support transfer between bed, wheelchair, chair, etc
- Transfer from wheelchair to toilet

DESCRIPTION	WIDTH X LENGTH		ITEM NO.	SPECIFICATIONS
IMMEDIA SupportBelt	CM	INCH		OUTSIDE: Nylon INSIDE: Nylon with PU-coating PADDING: Polyethylene HANDLES: Polyester strap with polypropylene BELT BUCKLE: Acetal, nylon COLOUR CODE
~ XXS, 4 handles, size 45 x 90 cm	9 x 90	3.5 x 35.4	IM8009009	
~ XS, 4 handles, size 65-105 cm	9 x 105	3.5 x 41.3	IM8010509	
~ S, 4 handles, size 65-105 cm	13 x 105	5.1 x 41.3	IM8010513	
~ M, 6 handles, size 90-130 cm	13 x 130	5.1 x 51.2	IM8013013	
~ L, 8 handles, size 125-150 cm	13 x 150	5.1 x 59.1	IM8015013	
~ XL, 10 handles, size 145-170 cm	15 x 170	5.9 x 66.9	IM8017015	
WASHING INSTRUCTIONS				
Can be disinfected with LT-CIN isopropylalcohol 72 %.				
Do not use fabric softener or bleach.				

Immedia SmartMove

SUPPORT PAD WITH HANDLES

Immedia SmartMove acts as an extension of the arms, allowing the caregiver to offer support and assistance whilst maintaining a good ergonomic position and grip.

SmartMove pad can be used to support and help transfer from sitting to standing, standing to sitting, to move higher up in bed or move back/forward in a

chair. SmartMove provides the caregiver with a place to grip and to maintain a good working position. The inside has a non-slip material to help prevent sliding out of position during the transfer, whilst the outside has a low friction side to aid application and removal.



Immedia SmartMove has a non-slip material to help prevent sliding out of position.

INTENDED USE

- Support stand up / sit down
- Support moving higher up in bed
- Moving back / forward in chair / wheelchair
- Support transfer between bed, wheelchair, chair, etc

DESCRIPTION	WIDTH X LENGTH		ITEM NO.	SPECIFICATIONS
IMMEDIA SMARTMOVE ~ 4Handles	CM 21 x 60	INCH 8.3 x 23.6	IM426	OUTSIDE: Nylon with polyurethane coating INSIDE: Polypropylene HANDLES: Polyester
WASHING INSTRUCTIONS Do not use fabric softener or bleach.				



Immedia BedString

SUPPORTS SITTING UP IN BED

Immedia BedString with handles is mainly intended for the active user to support moving to a sitting position in bed. In the sitting position, the user may use it to lean themselves forward to allow easier application of a sling, positioning of pillows or for dressing. BedString has 8 handles, alternating right and left side of the string to enable the user to find a good grip.



Immedia BedString with 8 handles on alternating sides of the string.

Immedia HandyGrip

ADJUSTABLE GRIP TO AID TURNING IN BED

Immedia HandyGrip provides help with independent turning in bed. It can also be used when self transferring from wheelchair to bed. Soft, compact and easy to hide away. The adjustable buckle allows the length and position of HandyGrip to be varied, providing the user with a good grip in the required position.



Soft, compact and easy to use.

DESCRIPTION	WIDTH X LENGTH		ITEM NO.	SPECIFICATIONS
Immedia	CM	INCH		
~ BedString with handles	8,5 x 170	3 x 66.9	IM429	BEDSTRING: Polyester
~ HandyGrip	5 x 160	2 x 63	IM461	HANDYGRIP: Polyester BELT BUCKLE: Acetal and nylon HANDYGRIP: Polyester
WASHING INSTRUCTIONS				
Do not use fabric softener or bleach.				

SPECIAL SOLUTIONS



Solutions for specific situations and needs, hospital environment and tight spaces.





Immedia SlingOn


A TRANSFER AID FOR APPLICATION OF LIFTING SLING AND POSITIONING

Immedia SlingOn is primarily designed for easy application of a hoist sling in bed without the need for logrolling or moving the user. SlingOn consists of two separate ultra low friction nylon slide sheets held together by snap buttons in the corners and it has handles along the sides. SlingOn is an ideal aid for users that needs frequent hoisting, heavy users, or users that should not be logrolled for application of a sling. In addition it can be used for all positioning in bed.

SlingOn is placed under the user using a simple folding technique, whether it is for the application of sling or for positioning. The hoist sling is then inserted between the two layers of SlingOn.

The ultra low friction facilitates sliding the sling in place underneath the user, and adjustment if necessary. When the hoist sling is in place, remove the top part of SlingOn.

Note: The user is always lifted in the sling, never in SlingOn. Always remove the top part of SlingOn before hoisting.



Immedia SlingOn is the optimal solution for insertion of a hoist sling without rolling.



When working with bariatric patients and narrow surfaces, logrolling patients with a hoist sling can be challenging. The Immedia SlingOn allows you to use hoist slings without logrolling the patient.

**RECOMMENDED
USE!**



1. Roll up the Immedia SlingOn from the short side in 20-30 cm steps. Roll out the SlingOn underneath the user in stages. It is important to pull the SlingOn simultaneously.

2. When the Immedia SlingOn is in place, apply the hoist sling between the two layers of the SlingOn. The hoist sling is applied in the same way as the Immedia SlingOn. Pull from the head end towards the seat in small steps. When the hoist sling is in place, remove the top part of the SlingOn. The user can now be hoisted.

TIP!

Use the Immedia SlingOn as traditional slide sheets. The two parts are equipped with handles to make repositioning easy.

The Immedia SlingOn can also be applied from knee level and towards the head end.



INTENDED USE

- Application of a hoist sling without rolling
- Minimise friction under pressure points
- Turning
- Positioning
- Move higher up in bed

DESCRIPTION	WIDTH X LENGTH		ITEM NO.	SPECIFICATIONS
Immedia SlingOn	CM	INCH		MATERIAL: Nylon STRAP: Polyester Press buttons
~ Large	120 x 150	47.2 x 59.1	IM437	
~ Small	80 x 100	31.5 x 39.4	IM437/S	
~ Medium	80 x 170	31.5 x 66.9	IM438	
WASHING INSTRUCTIONS				
Can be wiped with disinfectant Do not use fabric softener or bleach.				



Immedia WiseMover

IN-BED POSITIONING FOR HOSPITAL ENVIRONMENT

Immedia WiseMover is a specially developed in-bed solution for bedridden users that require frequent positioning and transfer, for instance users in an ICU environment. WiseMover stays fixed to the bed; the slide sheets are folded away in the case at the head end and are folded in and out under the user when required.

When rolled out under the user it can be used for turning, positioning and horizontal transfer. It also facilitates inserting an x-ray cassette when the user needs to stay in bed.



Immedia WiseMover can be hidden inside the case at the head end of the bed and be folded in and out under the user when required.



INTENDED USE

- Minimise friction under the pressure points
- Turning
- Positioning
- Horizontal transfer
- Inserting x-ray cassette
- Inserting lifting sling


DESCRIPTION	WIDTH X LENGTH		ITEM NO.	SPECIFICATIONS
Immedia ~ WiseMover positioning system	CM 85 x 200	INCH 33.5 x 78.7	IM441	SURFACE: Nylon STRAP: polyester COVER: nylon with polyurethane surface
WASHING INSTRUCTIONS Do not use fabric softener or bleach.				

Immedia MiniBoard

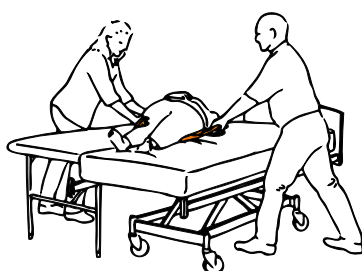
SOFT TRANSFER STRETCHER

MiniBoard is suitable for transfer between bed and operating table, turning and positioning in bed and when lifting from the floor. The board in combination with the low friction material makes it easier to insert under the user.

There are two options with head support which allow safe and comfortable support for the head during transfer.



The low friction material facilitates applying Immedia MiniBoard under the user.



INTENDED USE

- Horizontal transfer
- Lift from the floor

DESCRIPTION	WIDTH X LENGTH		ITEM NO.	SPECIFICATIONS
Immedia MiniBoard	CM	INCH		TOP AND UNDERSIDE: Nylon
~ 4 handles, rectangular	44 X 100	17.3 x 39.4	IM8010044	INSIDE: Polyethylene
~ 4 handles, rectangular	54 X 110	21.3 x 43.3	IM8011054	HANDLES: Polyester
~ 6 handles, rectangular	54 X 150	21.3 x 59.1	IM8015054	Zipper/velcro
~ 7 handles, with head support	54 x 124	21.3 x 48.8	IM8012454	
~ 11 handles, with head support	54 x 200	21.3 x 78.7	IM8020054	
WASHING INSTRUCTIONS				
Can be wiped with disinfectant				
Remember to remove the stuffing and the plastic plate before washing.				



Immedia OneManSling

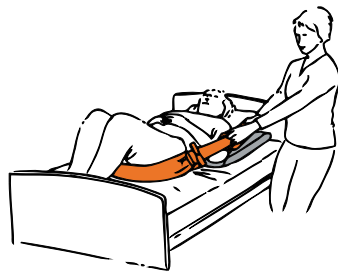
THE SINGLE CARER'S COMPANION

Immedia OneManSling makes it possible for one caregiver to move a user higher up in bed. Fasten the OneManSling using the loop at one side of the head end of the bed and by using the leverage created by the sling and the slide cushion, using minimal effort, move the user higher up in bed. To minimise friction, place a slide sheet under the user's pressure points, primarily shoulders and hip section.

The construction of OneManSling, with a strap and a slide cushion, together with a MultiGlide slide sheet, gives very good leverage for effortless movement.



Immedia OneManSling makes it possible for one caregiver to move a user higher up in bed.



INTENDED USE

- Assisted move higher up in bed
- Assisted move legs in and out of bed

DESCRIPTION	WIDTH X LENGTH		ITEM NO.	SPECIFICATIONS
Immedia OneManSling ~ 6 handles	CM 7,5 x 300	INCH 3 x 118.1	IM460PU	STRAP: Polyester GLIDE CUSHION INSIDE: Nylon PADDING: Polyester OUTSIDE: Polyurethane
WASHING INSTRUCTIONS Do not use fabric softener or bleach.				

Immedia Positioning Wedge

SUPPORT AND POSITIONING CUSHIONS WITH NON-SLIP MATERIAL

Immedia Positioning Wedge supports the user on the side after turning, when resting or when performing hygiene or wound care, saving the caregiver from maintaining a static holding position. The Positioning Wedge can be combined with 4WayGlide System, SatinSheet System, MultiGlide or other slide sheets. The cover is a non-slip Polyurethane material that helps to keep the Positioning Wedge in place independent of surface material.



INTENDED USE

- Support static positioning
- Resting
- Care and personal hygiene
- Can be used alone or in combination with other positioning aids



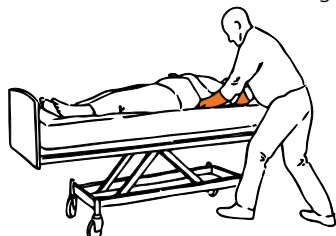
The Immedia Positioning Wedge have unequally angled sides, turn the wedge around and use the angle that fits best for the situation.

Immedia MultiGlide Glove

MULTIFUNCTIONAL AID FOR SMALL TRANSFERS

Immedia MultiGlide Glove can be used in many different manual handling situations. The glove makes it easier to place the hands between the user and mattress or cushion. Small re-positioning adjustments, movements and smoothing out the bed sheets are common activities for which the gloves are very useful,

and will provide an improved solution for the user and the caregiver. MultiGlide Glove can also be used for skin tension release.



INTENDED USE

- Positioning
- Small re-positioning adjustments
- Hand check of anti-decubitus cushions and mattresses



Immedia Padded MultiGlide Glove.

Immedia MultiGlide Glove in waterproof nylon.

DESCRIPTION	WIDTH X LENGTH		ITEM NO.	SPECIFICATIONS
Immedia Positioning Wedge	CM	INCH		Immedia Positioning Wedge
~ Small	30 x 20 x 53	11.8 x 7.8 x 20.9	IM53NS	MATERIAL: Soft foam
~ Large	30 x 20 x 80	11.8 x 7.8 x 31.5	IM53/80NS	COVER: Nylon with PU-coating, zipper
~ Cover for Positioning Wedge, Small	30 x 20 x 53	11.8 x 7.8 x 20.9	IM5300NS	
~ Cover for Positioning Wedge, Large	30 x 20 x 80	11.8 x 7.8 x 31.5	IM5300/80NS	
Can be wiped with disinfectant.				
Immedia MultiGlide Glove	CM	INCH		MultiGlide Glove, padded
~ MultiGlide Glove waterproof nylon (1 pair)	20 x 50	7.9 x 19.7	IM35	INSIDE: Nylon
~ MultiGlide Glove Padded (1 pc)	15 x 35	5.9 x 13.8	IM8000701	OUTSIDE: Nylon
WASHING INSTRUCTIONS				MultiGlide Glove, waterproof nylon
Do not use fabric softener or bleach.				MATERIAL: Nylon with polyurethane coating.
				max 200 kg max 440 lbs



Immedia X-Ray Solutions

TO EASE THE X-RAY PROCESS FOR BEDRIDDEN PATIENTS

Immedia Thorax SlideSecure

Immedia Thorax SlideSecure facilitates the insertion of an x-ray cassette under a bedridden user. It is fixed to the head end of the bed so that it is easily available. Thorax SlideSecure has been developed for bedridden patients that need frequent x-ray examinations.



Immedia Thorax SlideSecure



Immedia Mole X-ray glideboard facilitates placing x-ray cassette under patient.

Immedia Mole

Immedia Mole X-ray glideboard makes it easier to position an x-ray cassette under a user in bed. Mole consists of two separate boards, held together at the front end so that the x-ray cassette can be placed between the boards. The top board is transparent to assist in controlling the position of the x-ray cassette. Easily slide the board under the user until it is placed in the desired position.

Immedia Scanner ArmSupport

Scanner ArmSupport is a tool for patients who have difficulty in placing and holding their arms in position during x-ray and scanning. Scanner ArmSupport makes it more comfortable for the patient and minimises risk of movement during the x-ray or scanning to give improved picture quality.



Place and support the arms during x-ray and scanning.



ACCESSORY

Immedia Thorax SlideSecure bag

Immedia Thorax SlideSecure glide bag can be combined with Thorax SlideSecure or Mole for even easier application of the x-ray cassette.

DESCRIPTION	WIDTH X LENGTH		ITEM NO.	SPECIFICATIONS
Immedia	CM	INCH		Thorax SlideSecure
~ Thorax SlideSecure	90 x 80	35.4 x 31.5	IM4008SECURE	MATERIAL: Nylon with polyurethane coating.
~ Thorax SlideSecure Bag, open 56 cm	56 x 47	22 x 18.5	IM4017	
~ Mole X-ray Board	40 x 80	15.7 x 31.5	IM407	Bag – MATERIAL: Nylon
~ Scanner ArmSupport	290 x 510 x 200		IM502	Mole – MATERIAL: Polyethylene
WASHING INSTRUCTIONS				
Thorax SlideSecure				Scanner ArmSupport
Lock the velcro during washing.	Mole			MATERIAL: Polyethylene
Do not use fabric softener or bleach.	Can be wiped off with soapy water or disinfection.			
	Scanner ArmSupport			
	Can be wiped with soapy water or disinfectant.			

Immedia Rescue

EMERGENCY EVACUATION SLIDE SYSTEM

Immedia RescueSheet is an evacuation sheet that remains in place under the mattress. In case of emergency, it can be used to quickly transfer a bedridden patient including the entire mattress out of the room and down the stairs. The material is waterproof.



Rescue emergency evacuation slide sheet.

INTENDED USE

- Emergency evacuations
- Transfer out of bed, and slide out to safety

DESCRIPTION	WIDTH X LENGTH		ITEM NO.	SPECIFICATIONS
Immedia RescueSheet	CM	INCH		MATERIAL: Nylon
~ Standard	75 x 200	29.5 x 78.7	IM108088	STRAP: Polypropylene
~ extra wide	85 x 200	33.1 x 78.8	IM108089	BUCKLE: Acetal
WASHING INSTRUCTIONS				
AUTOCLAVE: 130 °C.				
Can be wiped off with soapy water or disinfection				
Do not use fabric softener or bleach.				

Immedia HipTurner

SPECIAL AID FOR TURNING AND STATIC SUPPORT IN BED

Immedia HipTurner is especially designed for turning a patient and supporting them in a static position on their side, while also creating space for placing a bed pan under the patient, for personal hygiene, ulcer care or dressing. HipTurner makes it possible for the caregiver to maintain a good working position thus minimising strain.

Turning with help of Immedia HipTurner can be performed manually or in combination with a hoist.



Immedia HipTurner supports turning and static positioning of the patient on one side.

INTENDED USE

- Turning in bed
- Support static positioning on one side
- Facilitate placing bed pan, personal hygiene, ulcer care or dressing
- Can be used in combination with hoist

DESCRIPTION	WIDTH X LENGTH X HEIGHT		ITEM NO.	SPECIFICATIONS
Immedia	CM	INCH		MATERIAL: Nylon
~ HipTurner (sling B25 x 80 cm)	40 x 20 x 4,5	15.7 x 7.9 x 1.8	IM462	STRAP: Polyester
WASHING INSTRUCTIONS				
Do not use fabric softener or bleach.				
Remove the foam pad during cleaning.				



Immedia NonSlip

WHEN INCREASED FRICTION IS REQUIRED

Immedia NonSlip Square is a high friction pad that can be used when increased friction is desired. It can for instance be placed under the feet to stay and support the user when moving themselves higher up in bed.

NonSlip Roll is a high friction material on a roll that can be cut to the desired size. Rolls are 150 cm wide and available in two lengths; 5 meters or 30 meters.



Immedia NonSlip Roll



Immedia NonSlip Square

Immedia CloverFoot

STOOL FOR ELEVATING POSITION OF FEET

Immedia CloverFoot is a stool used to elevate the user's feet during transfer, for instance when the bed, wheelchair or other seat cannot be adjusted in height. CloverFoot can also be used to elevate and support the user's feet during toileting and to give a more stable and comfortable position.

CloverFoot has an angled shape front and back so that it can be placed close to any obstacle and to provide the caregiver with more space to maintain a better working position.



Immedia CloverFoot elevating foot stool.

DESCRIPTION	WIDTH X LENGTH X HEIGHT		ITEM NO.	SPECIFICATIONS
Immedia NonSlip	CM	INCH		
~ Square	38 x 48	15 x 18.9	IM2248	NonSlip Square MATERIAL: Polyethylene
~ 5 m, grey	150 x 500	59.1 x 196.9	IM2246	NonSlip Roll MATERIAL: NonSlip
~ 30 m, grey	150 x 3000	59.1 x 1181.1	IM2247	CloverFoot MATERIAL: Polyethylene
Immedia CloverFoot	38 x 9 x 32	15 x 3.5 x 12.6	IM2001	
WASHING INSTRUCTIONS CloverFoot can be wiped with disinfectant				
		NonSlip		
				CloverFoot

SIT TO STAND

Solutions for active
sit to stand transfers.





Etac Turner

PATIENT TURNER WITH STANDING SUPPORT

Etac Turner is a patient turner with handles that facilitates transfer between seating positions. The caregiver can maintain an ergonomic working position whilst the user is activated and moves to a standing position.

Turner is compact and easy to position when required. The low footplate, only 13 mm high, makes it easy for the user to place their feet on it. The

non-slip surface on the footplate offers additional security. The only adjustment necessary is the height of the leg support and the handle. When ready, the transfer can be performed safely whilst the caregiver and user can maintain eye contact and communication.

Etac Turner is a practical aid which facilitates transfer between seating positions.



Etac Turner is available in two models, Oval handle for horizontal grip or U-handle for vertical grip.

INTENDED USE

- Sit to stand transfer platform
- Transfer bed to wheelchair / shower chair
- Transfer wheelchair to toilet
- Transfer chair to wheelchair / shower chair

DESCRIPTION

FOOTPLATE DIAMETER

ITEM NO.

SPECIFICATIONS

ETAC Turner

- ~ Oval handle
- ~ U-handle

CM

- Ø41
- Ø41

INCH

- Ø16.1
- Ø16.1

- 16090104
- 16090105

MATERIAL: Powder coated steel

TOTAL WEIGHT: 12,8 kg/28.2 lbs

DIMENSIONS:

Oval handle height, 78–125 cm/30.7"–49.2"

U-handle height, 82–123 cm/33"–48.4"

Lower legsupport width, 41 cm/16.1"

Lower legsupport height, 15 cm/6"

CLEANING INSTRUCTIONS

Can be wiped off with a soft cloth and mild detergent. Do not use hard tools to clean the bottom plate. Do not use solvents. For disinfection, use 70 % alcohol.



Molift Raiser

TRANSFER PLATFORM FOR ACTIVE TRANSFER.

Molift Raiser works as a sit to stand transfer platform. It is designed to safely activate the user whilst maintaining the best possible ergonomic moving and handling conditions for the caregiver.

Unique features

The unique leg support is designed to be easily adjusted with one hand. Similarly, wheel locks (right or left) will lock both wheels simultaneously

providing a safe braking solution in space limited environments. The fine grain finish of the foot-plate provides a non-slip surface and the handle offers many different grip possibilities. These features enable the user to feel safe throughout the entire transfer.

Accessories



Molift soft handle
If the user has difficulty grasping the handle, the soft handle can be used to help the user reach all the way.



Molift Raiser Strap
A safety strap can provide support around the back or hips when standing up.




Molift Raiser Strap+
When users need to be assisted this can be done by one or two caregivers using the Molift Raiser Strap+.



INTENDED USE

- Sit to stand transfer platform
- Transfer bed to wheelchair / shower chair
- Transfer wheelchair to toilet
- Moving back / forward in chair / wheelchair
- Transfer chair to wheelchair / shower chair

DESCRIPTION	WIDTH X LENGTH X HEIGHT	ITEM NO.	SPECIFICATIONS
MOLIFT ~ Raiser	CM 58x63x120	INCH 22.8 x 24.8 x 47.2	ITEM NO. 16090202
ACCESSORIES –MOLIFT ~ Soft Handles, 2-pack ~ Raiser Strap S/M ~ Raiser Strap L/XL ~ Raiser Strap+ S/M ~ Raiser Strap+ L/XL			ITEM NO. 82511 82508 82509 82528 82529
			MATERIAL: Steel, plastic, aluminium, TPR TOTAL WEIGHT: 14.2 kg (31.3 lbs)
			
			CLEANING INSTRUCTION Use a solvent-free detergent with a pH level between 5 and 9. Can be washed at 80° C for 3 minutes (not with leg support). Use a wet wipe for the leg support. Do not rinse directly on bearings and leg support with a pressure washer.
			

Service information & procedures for delivery and inspection

FIRST INSPECTION

- Is the packaging intact?
- Read the label on the packaging and check the article no. and product description
- Check that Short Instruction is enclosed – updated User Manual can be downloaded from www.etac.com or contact the local distributor.
- Check the label on the product – does it include article no., product description, lot/batch no., cleaning instructions and supplier name?

PERIODIC INSPECTION

- Make sure that your Manual Transfer system always is in a perfect condition.
- After wash – always check materials, stitching, handles, buckles.
- If the product shows signs of wear and tear, it must be removed from service immediately.
- Lot no/Batch no:

x	x	x	x	x	x	x	x	x	x
Production year		Running number							



VISUAL INSPECTION/CHECK THE PRODUCT

Ensure that the materials, seams, stitching, handles, buckles are intact/faultless.



MECHANICAL LOAD OR STRESS/TEST HANDLES

Pull hard in the handles in opposite directions and inspect the material, seams and stitching.



TEST BUCKLES

Lock the buckle and pull in opposite directions, inspect the buckle and the stitching.

STABILITY TEST

Try to bend the product and verify that it feels firm, stable and solid.



TEST LOW&HIGH FRICTION

Place the product on a firm surface or a bed, place your hands on the material and test the friction by pushing your hands down into the material.

Low friction – slides effortlessly
High friction – no sliding/moving

ALWAYS CHECK

Manual transfer aids with handles, straps and buckles:



Manual transfer aids for sitting and horizontal transfer:



Manual transfer aids with high or low friction:

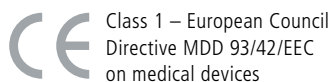


The product can be scrapped in accordance with national regulations.



Read the User Manual

If in doubt, please contact Etac Customer Service or local distributor for more information and guidance. For more information about training and the use of these products, please contact the Etac transfer experts – www.etac.com. There you can also find this page as a PDF.



Explanation of symbols

WASHING INSTRUCTIONS

	Wash/temperature celsius		Ironing, low temperature
	Hand wash		No dry cleaning
	Wiping		Do not bleach
	Tumble drying low temperature		Tumble drying Normal temperature
	Clean the product with a solvent-free cleaning agent with a pH level between 6–9, or with a 70% disinfectant solution.		

OTHER SYMBOLS

	Warning		Class 1 – Medical device directive MDD 93/42/EEC
	Risk of slipping – never leave on the floor		Read manual
	Risk of gliding out of bed		Manufacturer
	Batch-nr./Lot-nr		The product should be disposed of in accordance with national regulations
	Max Weight		Do not expose to direct sunlight
	Single use only		

Etac continually strive to improve the products. We therefore reserve the right to make changes to the products without prior notice. All measurements shown in sketches or other material are suggestions only, and these products may have faults and deficiencies.

- The products meet the standards of the medical directive for Class 1 products Medical device directive MDD 93/42/EEC
- Warranty: Two years for material and production faults when the product is used correctly.
- Etac's CE certification and Etac's warranty are void when the customer makes any changes, reparations or a combination of these. If in doubt, please contact Etac.
- For more information about Etac's assistive devices, please go to www.etac.com/exp.
- The product should be disposed of in accordance with national regulations.

A wide range of possibilities

Etac offers a wide range of products which help people with daily living routines regardless of physical circumstances. The products all reflect our creating possibility philosophy. Safety, function, quality and design are of highest priority. You find all information about our products at etac.com.

MANUAL WHEELCHAIR AND SEATING SOLUTIONS

All Etac wheelchairs are designed to meet the needs of many different users as well as care requirements. There are several cross-folding and rigid frame models to choose from – all with many adjustment possibilities and a wide range of accessories. For the user, our wheelchairs guarantee the best possible seating comfort, user-friendliness and excellent manoeuvring.

The Cross 5 wheelchair combines maximum comfort with optimum functionality, designed for many different users. Read more about Etac Cross 5 and the other wheelchairs at etac.com.



TRANSFER SOLUTIONS

Etac offer a wide range of transfer aids, characterized by high quality in functionality, durability and design. Immedia, our manual transfer product range ensures safe and comfortable transfers. The smooth products remove friction points and facilitate weight shifts. They also facilitate using natural movement patterns and the transfer can be performed with easiness and dignity, for both caregiver and care recipient.

Molift is our high quality product range of hoists and slings developed to ensure safety, dignity and comfort. The objective is to provide the best and most secure care, avoid heavy hoisting situations which can put caregiver's back at risk and provide the healthcare sector with the most cost effective solutions.



Molift RgoSlings are designed to distribute weight and pressure evenly for maximum comfort.



Molift Smart 150 is light, foldable and transportable without tools.

BATHROOM COMFORT AND DAILY LIVING SOLUTIONS

Etac products for daily living are designed to alleviate stress and strain on muscles and joints, making it easier for the user to continue performing the daily tasks, such as gripping, turning, eating, writing and getting dressed. Etac also provides safe solutions for bathing and toileting, which give a high sense of comfort. The wet environments put high demands on durability and quality. All products have constructions and materials that can handle the strain and provide long life time.

Showering is one of daily life's little pleasures. It also creates time for reflection. The foldable Relax shower seat allows you to simply sit back and enjoy the feeling of well-being.



POWER WHEELCHAIRS

Etac power wheelchairs offer comfort, quality and versatility. They are the most advanced multifunctional power wheelchairs. Etac power wheelchairs have a height adjustment span which is greater than any other wheelchair. Our power wheelchairs also have a structurally integrated transportation securement system.

Discover the future of independent powerchair living with the intelligent Etac E800 range.



PEDIATRIC EQUIPMENT

There is no question that independence is essential to a child's development. Less able children are no different. Just like everyone else, they too want to be able to do things for themselves and start to discover who they really are. Through the Etac subsidiary R82 we offer the best in a complete assortment specially designed for children to help them expand their horizons.

The Rabbit is secure, reliable and easy to adjust, meeting the needs of the individual child. It provides children with the opportunity to explore and enjoy new and exciting adventures.

READ MORE ABOUT ALL SMART ETAC SOLUTIONS FOR ADULTS AND CHILDREN AT ETAC.COM.



Etac Swift Mobile



Etac Beauty Body Washer



R82 X:panda



Molift Smart 150



Etac Edge



“Everyone should be able to live a free and independent life and pursue their dreams regardless of any physical circumstances.”



- Etac offers a wide range of possibilities:
- Manual wheelchair and seating solutions
 - Transfer solutions
 - Power wheelchair solutions
 - Bathroom comfort and daily living solutions
 - Pediatric equipment

You will also find news and updated information on our website www.etac.com.



R82 UK Ltd.
Unit D4A, Coombswood Business Park East
Coombswood Way, Halesowen
West Midlands B62 8BH | England
Tel. 0121 561 2222
Fax. 0121 559 5437
enquiries@etac.uk.r82.com
www.etac.uk.r82.com
www.etac.com/etac-uk



Etac AB
Kista Science Tower
SE-164 51 Kista, Sweden
Tel +46 371 – 58 73 30
Fax +46 371 – 58 73 90
info@etac.se www.etac.com



Creating Possibilities